



TEXAS STATE FOOTBALL

Nov. 19, 8:32 p.m.
San Marcos, Texas
Bobcat Stadium



9|15
FLORIDA ST
TALLAHASSEE, FLA.
L 59-16



9|12
PVAMU
BOBCAT STADIUM
W 63-24



9|19
SO MISS
BOBCAT STADIUM
L 56-50



9|26
HOUSTON
HOUSTON, TEXAS
L 59-14



10|10
UL LAFAYETTE
LAFAYETTE, LA.
L 49-27



10|24
SOUTH AL
BOBCAT STADIUM
W 36-18



10|29
GEORGIA SO
STATESBORO, GA.
L 37-13



11|7
NM STATE
BOBCAT STADIUM
L 31-21



11|14
GEORGIA ST
BOBCAT STADIUM
L 41-19



11|19
UL MONROE
BOBCAT STADIUM



11|28
IDAHO
MOSCOW, IDAHO



12|15
ARKANSAS ST
JONESBORO, ARK.

TEXAS STATE BOBCAT FOOTBALL

2015 TEXAS STATE QUICK FACTS

GENERAL INFORMATION

Location	San Marcos, Texas
Founded	1899
Enrollment	38,006 (2015 Fall Semester)
Nickname	Bobcats
Colors	Maroon and Gold (PMS 504 and 872)
Home Stadium	Bobcat Stadium (30,000)
Playing Surface	FieldTurf Duraspine Pro
Affiliation	NCAA Division I FBS
Conference	Sun Belt Conference
President	Dr. Denise M. Trauth
NCAA Faculty Representative	Dr. Paul Gowens
Director of Athletics	Dr. Larry Teis
Associate AD-Internal Operations/SWA	Tracy Shoemake
Texas State Athletics	(512) 245-2114
Texas State Ticket Office	(512) 245-2272
Web Address	www.txstatebobcats.com

FOOTBALL COACHING STAFF

Head Coach	Dennis Franchione
Overall (Beginning 30th season)	212-133-2
Record at TXST	38-41-0
<i>(Is in seventh season, 1990-91, 2011-15)</i>	
Asst. Head Coach/Co-Off. Coord./QB	Mike Schultz
Co-Offensive Coordinator/RB & TE	Jeff Conway
Defensive Coordinator/LB	Brad Franchione
Offensive Line	Brad Bedell
Wide Receivers	Jason Johnson
Defensive Line	Mike Hudson
Defensive Tackles	Kyle Tatum
Cornerbacks	Ashley Ambrose
Offensive Grad. Assistants	John Reid, Jeff McDaniels
Defensive Grad. Assistants	Tomas Luna, Adam Hollifield
Head Strength & Conditioning Coach	Blake Cundiff
Strength & Conditioning Coach	Thad Livingston
Head Athletic Trainer	Jason Kariik
Assistant Athletic Trainer	Luke Montgomery

FOOTBALL SUPPORT STAFF

Director of Operations	Anthony Crespino
Internal Operations Coordinator	Jeremy Smith
Recruiting Coordinator	Andrew Blaylock
Assistant Recruiting Coordinator/Equipment	Joe Griz
Recruiting Assistant	Jake Langi
Player Development Coordinator	Kyle Robinson
Equipment Manager	Zack Lucas
Assistant Equipment Manager	John Holloway
Video Coordinator	Andrew Watt
Assistant Video Coordinator	Chris Rodriguez

TEAM INFORMATION

Offensive Formation	multiple spread
Defensive Formation	4-2-5

2015 Overall Record	2-7
2015 Home Record	2-e
2015 Road Record	0-4
Sun Belt Conference Record	1-4



2-7, 1-4 in Sun Belt



1-9, 0-6 in Sun Belt

WHAT TO KNOW ABOUT THIS WEEK'S MATCHUP

SERIES HISTORY

Series History:	Texas State trails 3-8
Texas State In SBC Games:	8-12
Texas State vs SBC Teams:	16-27
Dennis Franchione vs. UL Monroe:	1-3
Dennis Franchione vs. SBC Teams:	22-14

Records are against current SBC schools

WHO TO FOLLOW

Twitter account:	@TxStateFootball
	@CoachFranTXST
	@txstatebobcats

Facebook account:	txstatebobcats
--------------------------	----------------

TV INFORMATION

Network:	ESPN2
Play-by-Play:	Eamon McAnaney
Analyst:	Todd Walker

RADIO INFORMATION

Stations:	1300 AM in Austin
	89.9 FM in San Marcos
	930 AM in San Antonio
	txstatebobcats.com/radio
Play-by-Play:	Brant Freeman
Color commentator:	Bill Culhane
Sideline reporter:	John McElfresh

BY THE NUMBERS

27

Texas State will recognize 27 seniors who are playing their final home game on Thursday night prior to the game.

42

Texas State ranks 42nd nationally and fourth among Sun Belt teams in rushing offense and is averaging 193.9 yards rushing per game.

112.4

Robert Lowe is fourth among SBC leaders in league games only with 112.4 yards rushing.

TABLE OF CONTENTS

Head Coach Dennis Franchione	3	Superlatives	24
		<i>The best single game performances from the 2015 season.</i>	
Assistant Coaches	4	Specialty Stats	27
Bobcat Team Notes	7	<i>How the Bobcats performed on 3rd and 4th downs.</i>	
Pronunciation Guide	12	Scoring Drive Summary	30
Texas State Roster	16	<i>Measurement of the Bobcats' up-tempo offense in terms of number of plays and longest plays.</i>	
Team Stats/Individual Stats	18	Last Time It Happened	31
Defense Stats	20	<i>The last time different benchmarks were achieved at Texas State.</i>	
<i>List of individuals sorted by tackles.</i>		Player Career History	32
Game by Game Stats	21	<i>A look at players' individual stats and their single-game highs.</i>	
<i>A game-by-game individual look at rushing, passing, receiving and defense.</i>			



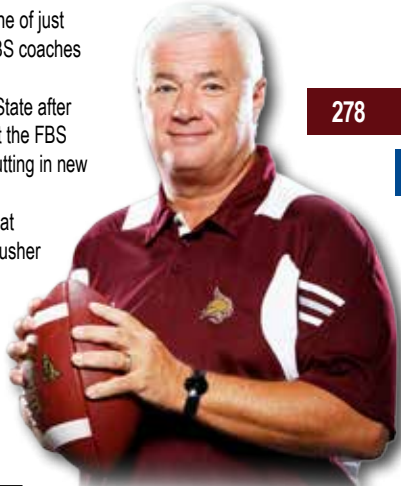
HEAD FOOTBALL COACH DENNIS FRANCHIONE

In his 30th season as a head coach, Dennis Franchione is one of just three active NCAA Division I FBS coaches and one of just 18 FBS coaches all-time to record 212 career victories.

Franchione is in the fifth year of his second tenure at Texas State after becoming the school's first coach to produce a winning record at the FBS level when he led the Bobcats to a 7-5 record in 2014 despite putting in new offensive and defensive systems.

He converted Texas State's offense to an up-tempo attack that resulted in Robert Lowe becoming the school's first 1,000-yard rusher in five seasons, Tyler Jones developing into the most accurate passer in school history and Texas State ranking among the top four most improved offenses in the nation.

Texas State also produced a Fourth-Team All-American linebacker, a Sun Belt Conference Defensive Player of the Year and a pair of NFL Draft picks.



MOST WINS BY NCAA DIVISION I FBS ACTIVE COACHES
(TOTAL WINS, COACH, SCHOOL, YEARS)

- 278 **FRANK BEAMER, VIRGINIA TECH (35)**
- 225 **BRIAN KELLY, NOTRE DAME (16)**
- 212 **DENNIS FRANCHIONE, TEXAS STATE (30)**
- 190 **BILL SNYDER, KANSAS STATE (24)**

COACH FRAN BY THE NUMBERS...

212	WINNING WAYS In his 30th season, Coach Fran has totaled 212 career victories and ranks third amongst NCAA Division I FBS active coaches.
30	EXPERIENCE Coach Fran begins his 30th season as a head coach with experience in the SEC, Big 12, WAC and Sun Belt.
14	POSTSEASON TRIPS Number of times Coach Fran has led his teams to the postseason. He leads all Sun Belt Conference head coaches in appearances.
9	CHAMPIONSHIPS Coach Fran's teams have won a combined nine conference championships.
6	HONORS Number of times Coach Fran has earned National & Regional coaching honors, including two Coach of the Year recognitions.
2	BOWL ELIGIBILITY TXST has been bowl eligible during each of the last two seasons after beginning to play in the FBS ranks just three years ago.

in a four-year span.

He began his head-coaching career at Southwestern College in 1981, and compiled a 14-4-2 record in two seasons. The Builders also won a conference championship and had a victory in the 1982 Sunflower Bowl.

Following the record-setting season, Franchione was the offensive coordinator at Tennessee Tech for two seasons before being named head coach at his alma mater, Pittsburg State.

During the next five seasons, he led the Gorillas to a 53-6 record and five conference titles with a combined 37-1 conference record before being named head coach at Texas State in 1990.

He led the Bobcats to a combined 13-9 record in the next two years as the Bobcats posted back-to-back winning records for the first time in the Division I FCS ranks.

Franchione coached his first FBS team at New Mexico, and led the Lobos to their first bowl game in 36 years. Then, he turned around a 1-10 team at TCU and led the Horned Frogs to a 28-19 victory over USC in the Sun Bowl in his first season and to inaugural Mobile Alabama Bowl in his second season.

He went on to transform a 3-8 Alabama team into a 10-win squad two seasons later. In his first year, he led the Crimson Tide to a 7-5 record and a victory in the Independence Bowl after they began the season with a 3-5 mark.

He also led Texas A&M to a nine-win season and three bowl games in five years.



COACHING EXPERIENCE

Years	Schools	Position
1973-74	Miller High School	Head Coach
1975	Mulvane High School	Assistant Coach
1976-77	Peabody-Burns High School	Head Coach
1978-80	Kansas State University	Assistant Coach
1981-82	Southwestern College	Head Coach
1983-84	Tennessee Tech	Offensive Coord.
1985-89	Pittsburg State University	Head Coach
1990-91	Texas State University	Head Coach
1992-97	University of New Mexico	Head Coach
1998-00	TCU	Head Coach
2000-02	University of Alabama	Head Coach
2003-07	Texas A&M University	Head Coach
2011-	Texas State University	Head Coach

COLLEGIATE HEAD COACHING RECORD

Years	Schools	Record
1981-82	Southwestern College	14-4-2
1985-89	Pittsburg State University	53-6
1990-91,		
2011-	Texas State University	38-41
1992-97	University of New Mexico	33-36
1998-00	TCU	25-10
2000-02	University of Alabama	17-8
2003-07	Texas A&M University	32-28
Career Total:		212-133-2





Mike Schultz is in his fifth season as Texas State's assistant head coach, co-offensive coordinator and quarterbacks coach. He also served as a secondary coach and recruiting coordinator at Texas State in 1990-91.



Jeff Conway is in his fourth season as Texas State's co-offensive coordinator, running backs and tight ends coach.



Brad Franchione is Texas State's interim defensive coordinator and in his fifth season as linebackers coach at Texas State.

BOBCAT COACHING STAFF



Assistant coach Jason Johnson is in his fifth season as the wide receivers coach at Texas State.



Brad Bedell is in his second season as Texas State's offensive line coach.



Assistant coach Kyle Tatum is in his third season as a defensive tackles coach.



Assistant coach Mike Hudson is in his 18th season at Texas State, including his fifth year as defensive line coach after rejoining Dennis Franchione's staff in 2011.



Ashley Ambrose joins the Bobcat staff after spending the 2014 season at Idaho as a cornerbacks coach.


**164 YEARS OF COACHING EXPERIENCE • 38 BOWL APPEARANCES • 30 CONFERENCE CHAMPIONSHIPS • 18 YEARS OF NFL EXPERIENCE
14 NCAA PLAYOFF APPEARANCES • SIX BOWL APPEARANCES AS PLAYERS • TWO PLAYOFF APPEARANCES AS PLAYERS
ONE CONFERENCE CHAMPIONSHIP AS A PLAYER**



BOBCAT FAN SUPPORT

LARGEST SINGLE GAME BOBCAT STADIUM CROWDS

(TOTAL ATTENDANCE, SCHOOL, DATE; HIGHLIGHTED DENOTES 2015 ATTENDANCE FIGURES)



33,006	TEXAS TECH (9/8/2012)
32,007	NAVY (9/13/2014)
27,252	SOUTHERN MISS (9/19/2015)
24,561	PRAIRIE VIEW A&M (9/12/2015)
22,015	WYOMING (9/28/2013)
21,345	IDAHO (10/04/2014)
20,850	ARKANSAS-PINE BLUFF (8/30/2014)
20,351	UL LAFAYETTE (10/14/2014)
20,136	PRAIRIE VIEW A&M (9/7/2013)
18,140	SOUTH ALABAMA (10/26/2013)

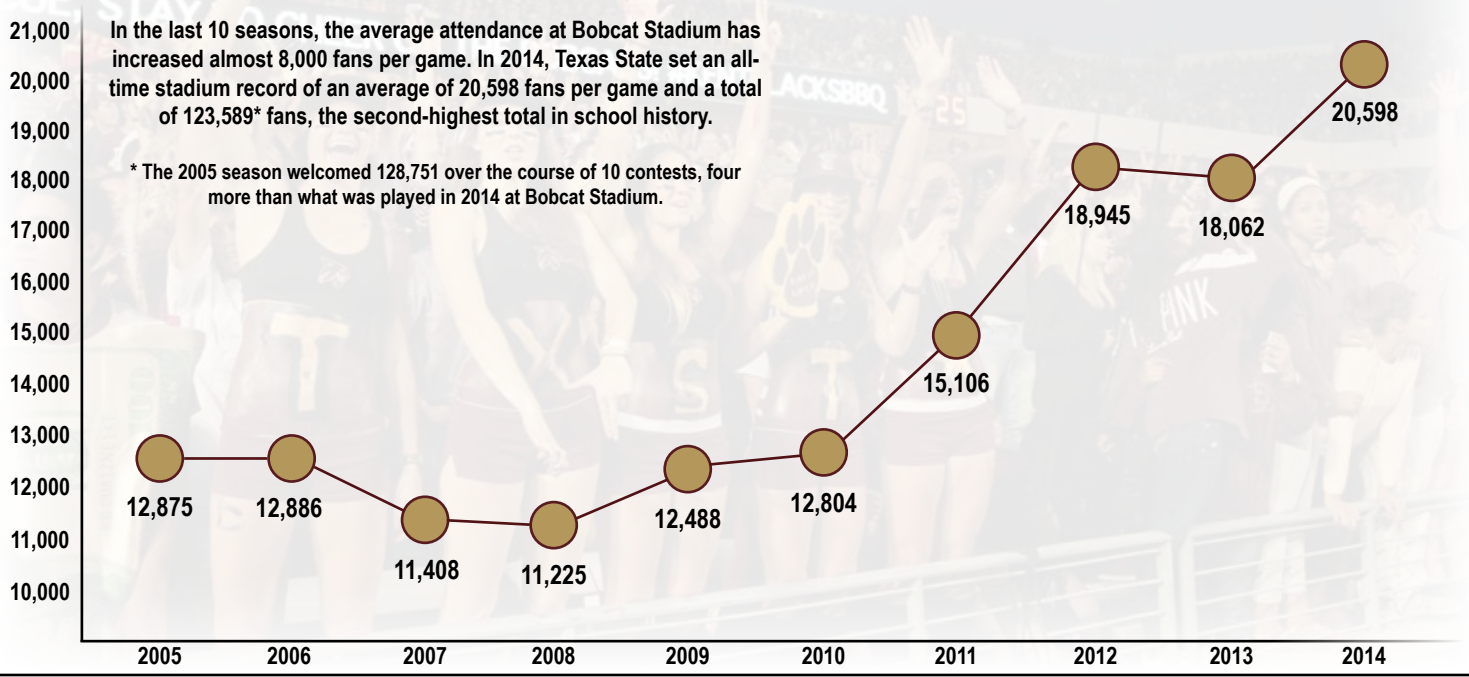
*The 2015 season has seen two of the top four highest attendance totals at Bobcat Stadium with back to back crowds of over 24,000 for the first time in school history.

*The Texas State athletics department has completed nearly \$100 million in new construction projects since 2009. These projects include:

- Bobcat Stadium North Side Complex
- Jerry D. & Linda Gregg Fields West Side Complex
- Bobcat Ballpark & Softball Stadium
- Track & Field Stadium

BOBCAT STADIUM ATTENDANCE RECORDS

PASSION FOR BOBCAT FOOTBALL CONTINUES TO GROW



In the last 10 seasons, the average attendance at Bobcat Stadium has increased almost 8,000 fans per game. In 2014, Texas State set an all-time stadium record of an average of 20,598 fans per game and a total of 123,589* fans, the second-highest total in school history.

* The 2005 season welcomed 128,751 over the course of 10 contests, four more than what was played in 2014 at Bobcat Stadium.



Texas State Football Practice Schedule for Nov. 15-19

Sunday	Monday	Tuesday	Wednesday	Thursday	Friday	Saturday
Off	Practice- 9 p.m. Practice Closed Interviews Afterwards	Practice Closed Interviews Afterwards	Practice Closed	Texas State vs. UL Monroe 8:30 p.m.	Off	Off

TEXAS STATE SPORTS INFORMATION STAFF

Assistant Athletics Director (Football Contact) -----Rick Poulter
 Office Phone----- 512-245-2966
 Cell Phone ----- 512-738-0697
 E-Mail ----- rpoulter@txstate.edu
 Assistant SID (Secondary Football Contact)----- Jen Lawson
 Office Phone----- 512-245-2988
 Assistant SID----- Josh Flanagan
 Office Phone----- 512-245-4387
 Mailing Address -----Texas State Sports Information
 Darren B. Casey Athletics Administration Complex
 Room 126
 601 University Drive
 San Marcos, TX 78666

MEDIA CREDENTIALS

Working media and photographer credentials for Texas State's home games will be handled by assistant athletics director and sports information director Rick Poulter.

Requests should be made in writing by sports editors or sports directors of accredited media outlets on company letterhead. Requests should be made as early as possible and should be limited to working media only. Requests made within three days of the game may not be considered.

Send credential requests to Rick Poulter, Assistant AD/Sports Information: rpoulter@txstate.edu or fax to 512-245-2966.

Credentials will be mailed to the requesting individual or organization if time permits or sent to the visiting school's sports information director for distribution. Credentials can also be picked up in the Sports Information Office located at the Darren B. Casey Athletic Administration Complex or on game day at the will call window located near Ticket Booth One of Bobcat Stadium.

Media parking at Bobcat Stadium is available on a limited basis in Lots 3 and 4 of the stadium and at Mill Street. Requests for parking passes should be made well in advance to the Sports Information Office.



Rick Poulter
Assistant A.D./SID



Josh Flanagan
Assistant Director



Jen Lawson
Assistant Director

MEDIA POLICIES FOR BOBCAT FOOTBALL

WEEKLY PRESS LUNCHEON

Head coach Dennis Franchione and selected Bobcat players meet with the media at Texas State's weekly media luncheon each Tuesday preceding a game in the J. Garland Warren Room on the second level of Bobcat Stadium's End Zone Complex. Lunch is served at 11:30 a.m. and followed by interviews.

ADDITIONAL INTERVIEWS

In addition to Tuesday's media luncheon, Texas State student-athletes and coach Franchione will be available for in-person or phone interviews after practice on Tuesday and Wednesday afternoons. Requests should be directed to Rick Poulter.

All interview requests must be coordinated through the Texas State Sports Information Office with, hopefully, a 24-hour advance notice. Student-athlete's phone numbers will not be given out. Coaches and student-athletes are not available for interviews the day before a game or on game day.

POSTGAME INTERVIEWS

The Texas State locker room is located inside the End Zone Complex at Bobcat Stadium. The visiting locker room is located in the North Side Complex. Texas State head coach and requested players are available in the team meeting room approximately 10 minutes after each game. Texas State's locker room is closed following each game and practice.

Texas State University is committed to a policy of equal access for both male and female reporters and photographers.

Visiting SID's will establish media interview and locker room admittance policies for their respective teams.

PRACTICE COVERAGE

Practices are closed this week.

TEXAS STATE PRESS BOX

The Texas State Press Box, located on the fourth level of the Jerry D. and Linda Gregg Fields West Side Complex at Bobcat Stadium, opens three hours prior to each game. The working press box, coaches' booths and radio/TV booths are located on the same level. Media credentials are required for admittance to the press box and for meals.

Game notes and programs are provided prior to the game. Game statistics and quotes are provided during and after the game. The working press area has complimentary wireless internet access available. On gameday, Texas State telecommunications representatives are on hand to assist media members.

SIDELINES

Texas State follows guidelines set forth by the NCAA Public Relations Committee, the NCAA Football Rules Committee, the American Football Coaches Association and the National Press Photographers Association.

Photographers are not permitted to shoot between the 25-yard lines and must have credentials visible at all times. In an effort to ensure the best possible working conditions for media photographers, uniformed security personnel will be patrolling the sidelines. Anyone holding a media pass who is not actively involved in coverage of the game will be escorted from the sideline. Similar procedures will be in effect in the press box.



Texas State vs. UL Monroe Game Notes

TEXAS STATE ON THE AIR

Texas State's football games are broadcast live on The Zone (1300 AM) in Austin, KTSW (89.9 FM) in San Marcos and KLUP (930 AM) in San Antonio.

Brant Freeman and Bill Culhane call the action for each Bobcat Football game. Ben Campos (home games) and John McElfresh (away games) serve as sideline reporters. Each broadcast starts with a one-hour pregame show and is followed by a 15-minute postgame show.

In addition, Bobcat fans can listen to the Bobcat Radio Network for home and away games online at www.txstatebobcats.com.

COACH FRAN RADIO SHOW

The Coach Fran Radio Show airs on 1300 The Zone (1300 AM) in Austin and ESPN San Antonio (1250 AM) this Tuesday night at 6:30 p.m. and each Thursday night at 7:00 p.m. when games are on Saturday.

The show takes place at Bobcat Nation in San Marcos. Coach Franchione joins host Brant Freeman, along with selected assistant coaches and players as they preview each upcoming game throughout the 2015 season.

"ALL IN" BOBCAT FOOTBALL TV SHOW

Texas State Athletics has teamed with Time Warner Cable Sports, Root Sports, Fox Sports Southwest and San Antonio's CW 35 to highlight Texas State's football team each week on the "All In" Football Show. The 30-minute show features head coach Dennis Franchione, and host Brant Freeman along with the Bobcat coaching staff and players. The show airs Thursday's on Time Warner Cable Sports Channel at 5:00 p.m. It also will be shown on Root Sports each Friday at 5:00 p.m., Fox College Sports each Friday at 5:30 p.m., and each Saturday morning on CW 35 beginning at 10:00 a.m.

104.9 THE HORN RADIO SNAPSHOT

Each Wednesday morning, at 9:45 a.m., Bobcat fans can tune in to 104.9 The Horn in Austin/San Marcos to listen to Erin Hogan interview Coach Franchione at 9:45 a.m.

BOBCAT MINUTE

Listen for updates during your drive time commute from the voice of the Bobcats, Brant Freeman on 1300 AM The Zone in Austin/San Marcos and on ESPN San Antonio 1250 AM. The Bobcat Minute is the quickest way to know what's happening in Texas State Athletics.

SIRIUS XM

Coach Franchione makes guest appearances on Sirius XM College Sports channel with Jack Arute and Butch Davis. The show can be found on Sirius XM channel 84.

BOBCATS CONCLUDES HOME STAND AGAINST UL MONROE

The Texas State football team concludes a three-game home stand and plays its final home game of the 2015 season when the Bobcats host UL Monroe in a Sun Belt Conference game this Thursday night. The game kicks off at 8:32 p.m. and will be televised on ESPNU.

TEXAS STATE TO RECOGNIZE 27 SENIORS

Texas State will recognize 27 senior members of this season's team before Thursday night's game when they play their final game in Bobcat Stadium. They are: Adrian Bellard, C. J. Best, Tyler Blades, Ryan Carden, Donta Clanton, Zach Crawford, Marcus Dallas Jr., Mershad Dillon, Dondre Elvoid, Jafus Gaines, Ryan Garrey, Tim Gay, Herbert Gonzales, Stephan Jacobs, Jerrid Jeter-Gilmon, Robert Lowe, Trey McGowan, David Mims II, Rusmin Nikocecic, Chris Nutall, Jack Rhoades, Brandon Sarabia, Aaron Shaw, Brandon Smith, Blaire Sullivan, Lawrence White and Demetrius Woodard.

THIRD WIN OF SEASON

Texas State looks to win its third game overall and third home game this season when the Bobcats host ULM. Texas State (2-7, 1-4) enters the game with a 2-3 record in Bobcat Stadium this season after falling 41-19 against Georgia State and 31-21 decision against New Mexico State in its last two home games.

SECOND WIN AGAINST SUN BELT TEAMS

Texas State enters the UL Monroe game looking for its second win against Sun Belt Conference teams after its loss against Georgia State. The Bobcats (1-4 in 2015) also look to improve their record to 9-12 in Sun Belt Conference games since joining the league in 2013.

Texas State finished last season with a 5-3 Sun Belt record after posting a 2-5 league mark in 2013.

THIRD YEAR IN SUN BELT

This is the third season the Bobcats are members of the Sun Belt Conference and marks the first time since 2010 that they are playing three straight seasons in the same conference. Texas State played its final season in the Southland Conference in 2010 before playing the 2011 campaign as an independent. The Bobcats played in the WAC during 2012 before joining the Sun Belt Conference in 2013.

TEXAS STATE IN BOBCAT STADIUM

After posting a 2-3 record in its first five home games this season, Texas State enters the ULM game with an all-time record of 119-86 in Bobcat Stadium.

RECORD-SETTING ATTENDANCE

The attendance for Texas State's first two home games ranks among the top four crowds ever to watch a football game at Bobcat Stadium. The attendance of 27,252 against Southern Miss is the third largest crowd in stadium history.

The attendance for Prairie View A&M was 24,561 and that is the fourth-largest crowd.

It marks the first time in school history that Texas State has had an attendance above 24,000 fans during back-to-back home games.

Below is a look at the top five single game attendance records at Bobcat Stadium.

TOP SINGLE GAME BOBCAT STADIUM CROWDS

Rk.	Date	Opponent	Attend.
1.	Sept. 8, 2012	Texas Tech	33,006
2.	Sept. 13, 2014	Navy	32,007
3.	Sept. 19, 2015	Southern Miss	27,252
4.	Sept. 12, 2015	Prairie View A&M	24,561
5.	Sept. 28, 2013	Wyoming	22,015

108 SEASONS OF BOBCAT FOOTBALL

Texas State is in its 108th season in 2015 and enters the ULM game with an all-time record of 505-428-26 since 1919.

The Bobcats began playing football in 1904 when they posted a 5-1 record. Texas State did not play football in 1942, 1945 and 1946. The Bobcats have won 13 conference championships during their history.

400 YARDS TOTAL OFFENSE

Texas State recorded 453 yards in total offense against Georgia State and that marks the sixth time this season that the Bobcats have accumulated 400 yards on offense. Texas State ranks 49th nationally and sixth in the Sun Belt with an average of 420.2 yards per game.

The Bobcats had a season-best 649 yards versus Prairie View A&M, 591 yards against Southern Miss, 468 yards versus South Alabama, 401 yards at Houston and 400 yards against New Mexico State.

ON THE GROUND

Texas State ranks among the nation's top 42 rushing teams and is fourth in the Sun Belt Conference with an overall average of 193.9 yards per game. The Bobcats rushed for 186 yards versus Georgia State. Texas State's top rushing total this season was 319 yards against South Alabama.

The Bobcats are averaging 183.4 yards in their first five Sun Belt Conference games.

BOBCAT TAKEAWAYS

Texas State's defense ranks 44th nationally and fourth among Sun Belt Conference teams in fumble recoveries with seven this season. Senior linebacker Trey McGowan leads the Bobcats with two recoveries, while Karee Berry, Donta Clanton, Dallas McClarty, Brandon McDowell and Aaron Shaw have each recovered one fumble.

PASS INTERCEPTIONS

Texas State recorded its first two interceptions this season when Stephan Johnson intercepted two passes against Georgia State.

SECOND-BEST PUNT RETURN TEAM

Texas State ranks 11th nationally and ranks second in the Sun Belt after averaging 14.80 yards on 10 punt returns this season. Brandon McDowell leads the



Texas State vs. UL Monroe Game Notes

Sun Belt with a 16.4 average after returning nine punts for 148 yards and a touchdowns this year. McDowell set a school record with a 95-yard return for a touchdown against Prairie View A&M.

BOBCATS AMONG TOP TEAMS IN PUNTING

Texas State ranks 10th nationally and lead the Sun Belt Conference teams in net punting with an average of 41.17 yards per punt this season.

As an individual, Lumi Kaba ranks eighth nationally and is second among league leaders after averaging 45.2 yards on 47 punts this season after averaging a season-best 51.2 yards on five punts and 49.8 yards on five punts against New Mexico State. He had two 50-yard punts, including a 65-yard against Georgia State.

He also recorded three 50-yard punts, including the second-longest of his career (66 yards) against New Mexico State. Three of his punts were inside the 20-yard line and one resulted in a touchback against the Aggies.

Kaba enters the ULM game leading the Sun Belt in conference games only after averaging 47.5 yards on 29 punts in Texas State's five Sun Belt games. He has thirteen 50-yard punts and 10 of his punts have landed inside the 20-yard line.

BOBCATS LEAD SBC ON KICKOFFS

Texas State enters the ULM game averaging 63.65 yards on 48 kickoffs this season to rank among the Top 13 teams nationally and lead the Sun Belt Conference.

The Bobcats also rank ninth in touchback percentage after having 66.67 percent of their kickoffs result in a touchback. They have 32 touchbacks this season after recording 11 of their last 18 kickoffs result in a touchback.

SMITH IS THIRD IN KICKOFF RETURNS

Senior wide receiver Brandon Smith enters the ULM game ranked third among Sun Belt Conference leaders in kickoff returns with a 24.1 average after returning 24 kickoffs for 578 yards and a touchdown this season. Smith had four returns for 86 yards against Georgia State. He leads the Sun Belt and is in eighth place nationally after scoring a TD on a 95-yard return at UL Lafayette.

JONES AMONG TOP THREE IN SBC

Tyler Jones ranks 32nd nationally and third among Sun Belt Conference leaders in total offense with an average of 269.9 yards per game after rushing for 529 yards and throwing for 1,900 yards in 399 plays this season. Jones had 329 yards of total offense against Georgia State.

JONES RANKS NINTH IN PASSING EFFICIENCY

Texas State quarterback Tyler Jones ranks ninth among Sun Belt leaders in passing efficiency with a rating of 118.0 after completing 174 of 297 passes for 1,900 yards, 10 touchdowns and eight interceptions. Jones completed 29 of 52 passes for 267 yards with a touchdown with two interceptions against Georgia State.

JONES AMONG TOP FOUR TEXAS STATE CAREER PASSING LEADERS

Tyler Jones surpassed 5,000 yards passing in his career against South Alabama when he completed 13 of 23 passes for 105 yards. Jones enters the ULM game having thrown for 5,700 yards in his career. He needs to pass for an additional 977 yards to move among the top three career leaders at Texas State.

LOWE AMONG SBC RUSHING LEADERS

Robert Lowe enters the ULM game ranked among the top four rushing leaders in Sun Belt Conference games only with an average of 112.4 yards in Texas State five league games.

Lowe ranks fifth among the Sun Belt Conference overall rushing leaders after averaging 89.4 yards in Texas State's first nine games. He has run for 805 yards and seven touchdowns on 147 carries.

He moved among the top five career rushing leaders at Texas State this season. He enters the ULM game with 2,917 yards on 504 carries during his career. He needs to gain 24 more yards to move past Bronson Sanders (1998-01) for fourth place on among Texas State's top career rushing leaders.

LOWE AMONG SUN BELT SCORING LEADERS

Robert Lowe also is ninth among the Sun Belt Conference overall scoring leaders with an average of 6.9 points per game after scoring two touchdowns (one rushing and one receiving) against Georgia State. He also had a touchdown pass against New Mexico State. He enters the ULM game with three touchdown receptions and seven rushing touchdowns this season.

In conference games only, Lowe is sixth in the league's scoring leaders 8.4 points per game after scoring seven touchdowns (four rushing, three receiving) in Texas State's five league games.

BEST AMONG SBC RECEIVING LEADERS

C. J. Best enters the ULM game ranked among the top six receivers in the Sun Belt Conference with 4.6 receptions per game after catching 41 passes for 391 yards in Texas State's first nine games.

An applied sociology and communications major, Best had a game-high seven receptions for 63 yards against Georgia State after catching six passes for 74 yards against New Mexico State. He also had five receptions for 32 yards against South Alabama and six catches for 70 yards at UL Lafayette.

GAINES AMONG SUN BELT LEADERS

Jafus Gaines is tied for 13th among Sun Belt Conference leaders with 3.6 receptions per game after catching five passes for 36 yards against Georgia State. He has caught 32 passes for 393 yards and two touchdowns this season. An applied sociology major at Texas State, Gaines registered three receptions for 43 yards against New Mexico State after catching two passes for 38 yards and a TD at Georgia Southern.

BALANCED RECEIVING CORPS

Texas State enters the ULM contest with 16 different players catching a pass this season. In addition

tion to Best and Gaines, Ryan Carden ranks third on the team with 25 catches for 243 yards and Brandon Smith has 21 catches for 278 yards and a touchdown. Demun Mercer is fourth with 19 catches for 235 yards.

Robert Lowe has 16 catches for 136 yards and leads the team with three TD receptions.

Ten other receivers have combined for 38 catches for 361 yards and three touchdowns.

ALEXCEE LEADS BOBCATS IN TACKLES

Junior safety Damani Alexcee is second among Sun Belt Conference leaders with 52 solo tackles after recording five solo stops against Georgia State and equaling his career best with a game-high 12 solo tackles against New Mexico State. He also ranks eighth among Sun Belt leaders and leads Texas State with 70 overall tackles this season.

Alexcee has led the Bobcats in tackles four times. He also registered 10 stops against South Alabama, a career-best of 12 tackles at UL Lafayette and seven stops at Houston.

MIMS IN TACKLES COLUMN

Senior cornerback David Mims ranks third among team leaders with 43 tackles this season after recording a combined 11 tackles against Georgia State and New Mexico State. His eight tackles against the Aggies was one stop shy of equalling his season-high of nine tackles against Prairie View A&M.

A philosophy major at Texas State, Mims also is tied for the team lead with five pass breakups this season and is second among team leaders with 4.0 tackles for loss. In addition, he registered a sack against New Mexico State.

JOHNSON RECORDS FIRST INTERCEPTIONS

Sophomore safety Stephan Johnson became the first Bobcat to intercept a pass this season and registered the first interceptions of his career when he picked off two passes against Georgia State.

An industrial engineering major at Texas State, Johnson also had four tackles against the Panthers and enters the ULM game with 24 total tackles this season. He has 15 solo stops this year and assisted on a tackle for a loss.

JETER-GILMON RECORDS NINE STOPS

Senior linebacker Jerrid Jeter-Gilmon returned to the starting lineup against New Mexico State and has registered 19 tackles in the last two games. He led the Bobcats with eight tackles against Georgia State and recorded a career-high of 11 tackles against New Mexico State. Jeter-Gilmon is averaging 8.8 tackles in four conference games this season and that ranks fifth among the league's conference games only.

A criminal justice major, Jeter-Gilmon missed the Georgia Southern game with a concussion after recording 21 tackles in his three previous starts against South Alabama, UL Lafayette and Houston.

MCDOWELL ON THE CORNER

Sophomore Brandon McDowell had one tackle against Georgia State after recording a career-best of eight tackles against New Mexico State.



Texas State vs. UL Monroe Game Notes

McDowell also broke up a pass in each of the last two games against Georgia State and New Mexico State. He enters the ULM game tied with David Mims for the team lead with five pass breakups this season.

McDowell also has 32 tackles and is tied for sixth among team leaders.

THREE BOBCATS NAMED SUN BELT STUDENT-ATHLETES OF THE WEEK

Texas State has three student-athletes who have been named the Sun Belt Conference Offensive and Special Teams Student-Athletes of the week this season. Robert Lowe and Lumi Kaba were selected the SBC Offensive and Special Teams Student-Athletes of the Week following their performances against South Alabama, while Tyler Jones was named the SBC Offensive Student-Athlete of the Week following his performance versus Southern Miss.

Lowe rushed for a career-best 248 yards and scored three touchdowns on 30 carries against the Jaguars. It was his first 200-yard rushing game this season and second of his career. His 248 yards are the second-highest single game rushing total by a Sun Belt Conference player this season and are the seventh highest rushing performance in Texas State history.

Kaba averaged 47.7 yards on seven punts, 65.0 yards on six kickoffs and scored five points on a field goal and two extra-point attempts against South Alabama. Kaba had a season-long 69-yard punt, a 59-yard punt and placed five punts inside the 20-yard line. His 69-yard punt was the longest by a Sun Belt player this season. Three of his punts were downed inside the 10-yard line, including two on the one-yard line. Kaba had four of his six kickoffs result in a touchback. He also kicked a 36-yard field goal and made both of his two extra-point attempts.

Jones had the top performance of his collegiate career when he accumulated 470 yards in total offense and was responsible for five touchdowns against Southern Miss. He tallied career-highs of 160 yards rushing and two rushing touchdowns on 18 carries, while completing a career-best 31 passes on 46 attempts for 310 yards and three touchdowns. He scored Texas State's first touchdown in the game with a 35-yard run before recording a career-best 66-yard run to set up a field goal and scoring another TD on a 54-yard run. His first touchdown pass was from three yards and he threw a 32-yard TD pass to give Texas State a 25-21 halftime lead. Then, he threw a team-high 36-yard pass to set up a four-yard TD pass on Texas State's final offensive possession.

FUTURE NON-CONFERENCE OPPONENTS

This summer Texas State announced future non conference games with Colorado and SMU. The Bobcats will travel to Boulder, Colo., in 2017 and begin a home-and-home with the Mustangs in 2019. Below is the Bobcats future non-conference schedule.

2016
Sept. 3 at Ohio
Sept. 17 at Arkansas
Sept. 24 vs. Houston
Oct. 1 vs. Incarnate Word

2017
Sept. 9 at Colorado
Sept. 23 vs. UTSA
Oct. 1 vs. Incarnate Word

2018
Sept. 1 vs. Tulsa
Sept. 22 at UTSA

2019
Sept. 14 at SMU

2020
Sept. 12 vs. UTSA
Sept. 19 vs. SMU
Sept. 26 vs. Ohio

2021
Sept. 11 at UTSA

2022
Sept. 10 vs. UTSA

2023
Sept. 9 at UTSA

2024
Sept. 7 vs. UTSA

2025
Sept. 6 at UTSA

Texas State vs. UL Monroe Game Notes

TEXAS STATE-ULM SERIES HISTORY

Texas State and ULM meet for their third Sun Belt Conference game on Thursday after splitting the last two games with the road team winning both games. The series between the two schools dates back to 1986 and Texas State has a 3-8 record overall against the Warhawks.

SERIES RECORDS

All-Time Series Record:	Texas State trails 3-8
Record in San Marcos:	Texas State trails 1-4
Record in Monroe:	Texas State trails 2-4

CONSECUTIVE WINS

Texas State	NA
ULM	four (1990-93)
Current Streak	Texas State won one game

ALL-TIME SERIES RESULTS

Date	Winning Team	Site	Score
Sept. 20, 1986	UL Monroe	A	14-17
Sept. 19, 1987	UL Monroe	H	7-44
Sept. 17, 1988	UL Monroe	A	7-29
Sept. 23, 1989	Texas State	H	26-7
Sept. 22, 1990	UL Monroe	A	27-30
Oct. 5, 1991	UL Monroe	H	8-17
Sept. 26, 1992	UL Monroe	A	6-13
Oct. 16, 1993	UL Monroe	H	21-40
Sept. 30, 2000	Texas State	A	27-7
Oct. 12, 2013	UL Monroe	A	14-21
Oct. 25, 2014	Texas State	A	22-18



Team Comparison

Category	TXST	FBS	
		Rank	ULM Rank
Total Offense	420.2	49	318.1
Rushing Offense	193.9	42	103.4
Passing Offense	226.3	64	214.7
Passing Efficiency	115.23	103	110.09
Scoring Offense	28.8	64	20.2
Total Defense	559.8	126	440.9
Rushing Defense	272.9	124	221.7
Passing Yards Allowed	286.9	115	219.2
Passing Efficiency Defense	173.83	126	153.91
Scoring Defense	41.6	120	39.6
Net Punting	41.17	10	30.07
Punt Returns	14.80	11	3.57
Kickoff Returns	21.37	63	18.22
Turnover Margin	-0.78	112	-1.50
Sacks	1.56	94	1.50
Tackles for Loss	4.9	111	7.10
Sacks Allowed	1.67	47	2.90
Time of Possession	27.32	110	28.03

Team Leaders

TEXAS STATE

PASSING	Cmp-Att-Int	Pct	Yds	TD
Tyler Jones	174-297-8	58.59	1900	10
RUSHING	ATT	NET	AVG	TD
Robert Lowe	147	805	5.5	7
RECEIVING	No.	Yds	Avg	TD
Jafus Gaines	32	393	12.28	2
PUNT RETURNS	No.	Yds	Avg	TD
Brandon McDowell	9	148	16.44	1
KICK RETURNS	No.	Yds	Avg	TD
Brandon Smith	24	578	24.08	1
TACKLES	Total	Solo	TFL	Yds
Damani Alexcee	70	56	3.0	14
SACKS	Total	Yds	TFL	Yds
Marcus Dallas	3.0	18	3.0	19

UL MONROE

PASSING	Comp-Att-Int	Pct	Yds	TD
Garrett Smith	187-324-11	57.7	2013	17
RUSHING	Att	Yds	Avg	TD
Garrett Smith	240	240	2.3	2
RECEIVING	No.	Yds	Avg	TD
Ajal Holley	50	631	12.6	5
PUNT RETURNS	No.	Yds	Avg	TD
Rashon Ceaser	2	17	8.5	0
KICK RETURNS	No.	Yds	Avg	TD
Trey Caldwell	14	323	23.1	0
INTERCEPTIONS	No.	Yds	Avg	TD
Tre' Hunter	2	38	19.0	0
TACKLES	Total	Solo	TFL	Yds
Hunter Kissinger	79	46	5.5	17
SACKS	Total	Yds	TFL	Yds
Ben Banogu	3.0	23	8.0	35

Last game vs. UL Monroe (Oct. 25, 2014)

Score by Quarters

	1	2	3	4	Score
Texas State	0	0	7	15	22
UL Monroe	3	10	5	0	18

Scoring Summary:

1st	08:37	ULM	Manton, Justin	51 yd field goal, 10-46	4:25, TXST 0 - ULM 3
2nd	10:47	ULM	Manton, Justin	43 yd field goal, 11-35	4:35, TXST 0 - ULM 6
	05:00	ULM	Donald, C	6 yd run (Manton, Justin kick), 10-76	3:33, TXST 0 - ULM 13
3rd	11:21	ULM	Johnson, M	safety, TXST 0 - ULM 15	
	05:49	TXST	Lowe, Robert	15 yd run (Johnson, Will kick), 9-78	3:33, TXST 7 - ULM 15
	01:06	ULM	Manton, Justin	28 yd field goal, 11-64	4:43, TXST 7 - ULM 18
4th	06:50	TXST	Franks, T	40 yd pass from Jones, Tyler (Jones, Tyler rush), 9-76	3:08, TXST 15 - ULM 18
	03:29	TXST	Lowe, Robert	21 yd run (Johnson, Will kick), 5-62	2:01, TXST 22 - ULM 18

Team Statistics	TXST	GAST
FIRST DOWNS	17	20
RUSHES-YARDS (NET)	46-229	42-144
PASSING YDS (NET)	141	250
Passes Att-Comp-Int	20-14-0	40-25-1
TOTAL OFFENSE PLAYS-YARDS	66-370	82-394
Fumble Returns-Yards	0-0	0-0
Punt Returns-Yards	1-5	2-3
Kickoff Returns-Yards	2-35	3-66
Interception Returns-Yards	1-0	0-0
Punts (Number-Avg)	6-43.7	5-41.6
Fumbles-Lost	0-0	2-0
Penalties-Yards	6-55	5-34
Possession Time	26:13	33:47
Third-Down Conversions	3 of 14	7 of 19
Fourth-Down Conversions	2 of 3	2 of 3
Red-Zone Scores-Chances	1-2	2-2
Sacks By: Number-Yards	2-11	5-26

RUSHING: Texas State-Lowe, Robert 17-91; Best, C.J. 6-86; Jones, Tyler 17-36; Franks, T 6-16. ULM-Donald, C 21-86; Cain, Tyler 8-39; Thomas, Pete 11-29; TEAM 2-minus 10.

PASSING: Texas State-Jones, Tyler 14-20-0-141. ULM-Thomas, Pete 22-36-1-236; Brown, Brayle 3-4-0-14.

RECEIVING: Texas State-Best, C.J. 5-18; Franks, T 2-68; Ijah, Ben 2-18; Smith, Brandon 2-17; Lowe, Robert 1-10;

Gaines, Jafus 1-5; Miller, Bradley 1-5. ULM-Holley, Ajalen 8-89; Cain, Tyler 7-64; Ceaser, Rashon 5-62; Jackson, Kenzee 5-35.

INTERCEPTIONS: Texas State-Mims, David 1-0. ULM-None.

FUMBLES: Texas State-None. ULM-TEAM 2-0.

SACKS (UA-A): Texas State-Mayo, David 1-0; Odiari, Michael 1-0. ULM-Jackson, L 1-1; Stovall, Ray 0-1; Kissinger, H 1-0; Johnson, M 1-0; Robinson, Cody 1-0.

TACKLES (UA-A): Texas State-Mayo, David 8-14; McGowan, Trey 7-10; Targun, Colby 6-3; Odiari, Michael 2-6; Jeter-Gilmon, J 1-4; Berry, Karee 2-2; Mims, David 1-3; Woodard, D 3-0; Petersen, Kris 2-0; Alexcee, Damani 1-1; Johnson, S 0-2; Williamson, D 1-0; Williams, G 1-0; Mager, Craig 1-0; Ijah, Ben 1-0; Gay, Tim 1-0; Shaw, Aaron 1-0; Velliquette, Z 0-1; Schrade, Gabe 0-1; McDowell, B 0-1; Rosemond, Dila 0-1; McClarty, D 0-1. ULM-Johnson, M 3-5; Johnson, G 2-6; Stovall, Ray 6-1; Lane, Mitch 4-2; Jackson, L 4-2; Kissinger, H 4-1; Smith, Cordero 3-2; Backus, Justin 4-0; Pipkins, Lenzy 3-1; Gautney, Joey 3-1; Robinson, Cody 3-1; Jefferson, S 1-0; Edmond, Malcolm 1-0; Caldwell, Trey 1-0; Jackson, Kenzee 1-0; Lewis, R 0-1; Cook, Tony 0-1; McCullum, M 0-1; Ray, Bryce 0-1; Carter, Tyrone 0-1; Moore, Braxton 0-1.



Texas State vs. UL Monroe Game Notes

2015 Preseason All-Sun Belt Conference Team

First Team Offense

Fredi Knighten (Arkansas State, Sr., QB)
 Matt Breida (Georgia Southern, Jr., RB)
 Elijah McGuire (UL Lafayette, Jr., RB)
 J.D. McKissic (Arkansas State, Sr., WR)
 Donovan Harden (Georgia State, Sr., WR)
 Rashon Ceaser (UL Monroe, Sr., WR)
 Joel Ruiz (Georgia State, Sr., TE)
 Jesse Chapman (Appalachian State, Sr., OL)
 Darien Foreman (Georgia Southern, Sr., OL)
 Chris May (South Alabama, Sr., OL)
 Joseph Scelfo (South Alabama, Jr., OL)
Adrian Bellard (Texas State, Sr., OL)

First Team Defense

Ronald Blair (Appalachian State, Sr., DL)
 Ja'Von Rolland-Jones (Arkansas State, So., DL)
 Chris Stone (Arkansas State, Sr., DL)
 Gerrard Johnson (UL Monroe, Gr., DL)
 John Law (Appalachian State, Jr., LB)
 Xavier Woodson (Arkansas State, Jr., LB)
 Joseph Peterson (Georgia State, Sr., LB)
 Doug Middleton (Appalachian State, Sr., DB,)
 Mitch Lane (UL Monroe, Sr., DB)
David Mims II (Texas State, Sr., DB)
 Montres Kitchens (Troy, Sr., DB)

First Team Special Teams

Aleem Sunanon (South Alabama, Jr., PK)
 Austin Rehkov (Idaho, Jr., P)
 Blaise Taylor (Arkansas State, So., KR/PR)

Second Team Offense

Kevin Ellison (Georgia Southern, Jr., QB)
 Marcus Cox (Appalachian State, Jr., RB)
 Michael Gordon (Arkansas State, Sr., RB)
 Jamal Robinson (UL Lafayette, Sr., WR)
 Ajalen Holley (UL Monroe, Jr., WR)
 Teldrick Morgan (NM State, RS-Jr., WR)
 Darion Griswold (Arkansas State, Sr., TE)
 Colton Jackson (Arkansas State, Jr., OL)
 Octravian Anderson (UL Lafayette, Sr., OL)
 Mykhael Quave (UL Lafayette, Sr., OL)
Ryan Melton (Texas State, Jr., OL)
 Dalton Bennett (Troy, Sr., OL)

Second Team Defense

Jay Ellison (Georgia Southern, Jr., DL)
 Quinton Bradley (Idaho, Sr., DL)
 Darzil Washington (UL Lafayette, Sr., DL)
 Tyler Roberts (Troy, Sr., DL, Accounting)
 Marc Millan (Idaho, Sr., LB)
 Dominique Tovell (UL Lafayette, Sr., LB)
 Hunter Kissinger (UL Monroe, Gr., LB)
 Rocky Hayes (Arkansas State, Sr., DB)
 Matt Dobson (Georgia Southern, Sr., DB)
 Tracy Walker (UL Lafayette, Soph., DB)
 Roman Buchanan (South Alabama, Jr., DB)

Second Team Special Teams]

Wil Lutz (Georgia State, PK, Sr.)
 Luke Ferguson (Arkansas State, Sr., P)
 Derek Keaton (Georgia Southern, Sr., KR/PR)

Offensive Student-Athlete of the Year

Elijah McGuire (UL Lafayette, Jr., RB)

Defensive Student-Athlete of the Year

David Mims II (Texas State, Sr., DB)

Preseason Accolades

ESPN

Phil Steele's Preseason All-Sun Belt Team

First Team Offense

OT Adrian Bellard

First Team Defense

CB David Mims

Second Team Offense

QB Tyler Jones

OT Ryan Melton

Second Team Defense

DT Dallas McClarty

Third Team Offense

RB Robert Lowe

OG Felix Romero

Third Team Defense

LB Trey McGowan

Fourth Team Offense

RB Chris Nutall

TE Lawrence White

Fourth Team Defense

DT Cedric Gambrell

Fourth Team Specialists

KR Brandon Smith

Athlon Preseason All-Sun Belt Team

First Team Offense

OT Adrian Bellard

First Team Defense

CB David Mims

Third Team Offense

QB Tyler Jones

RB Robert Lowe

OG Felix Romero

OT Ryan Melton

Third Team Specialists

KR Brandon Smith

Fourth Team Defense

DT Dallas McClarty

LB Trey McGowan

Sporting News All-Sun Belt Team

First Team Offense

OT Adrian Bellard

First Team Defense

CB David Mims

Best Passer

QB Tyler Jones

All-SBC Defense

CB David Mims

DT Dallas McClarty

Dave Campbell's FBS All-Texas Team

First Team Offense

OT Adrian Bellard

First Team Defense

CB David Mims

Second Team Offense

QB Tyler Jones

RB Robert Lowe

Second Team Defense

LB Trey McGowan

Lindy's Preseason All-Sun Belt Team

First Team Offense

OT Adrian Bellard

First Team Defense

CB David Mims

Second Team Defense

OT Ryan Melton

Strongest Arm

QB Tyler Jones

Best Cover Corner

CB David Mims

TE Lawrence White

Top 10 NFL Talent

1. CB David Mims

3. OT Adrian Bellard

Doak Walker Preseason Watch List

RB Robert Lowe

Jim Thorpe Award Preseason Watch List

CB David Mims

Outland Trophy Preseason Watch List

OT Adrian Bellard

Rotary Lombardi Award Preseason Watch List

OT Adrian Bellard



Texas State vs. UL Monroe Game Notes

QUOTABLE

Texas State head coach Dennis Franchione

Thoughts on the upcoming game against UL Monroe...
I feel for Todd Berry. Class, individual, and a great person. He did a lot there at Monroe. It will be disappointing not to see him at the game and his face on the other sideline. I hold high regards to him and respect such a good coach fine person. I just want people to know that. John Mumford will do a good job, he's an old Gorilla (Pittsburg State) like me. John's a veteran and so we know the Warhawks will be well prepared and fight hard. They are probably just a like us, probably a better team then their record has shown.

Thoughts regarding the coaching situation at UL Monroe...

Well this probably crosses your mind with such a short week, it's really hard to do something different. At least it is for us. It could happen, Coach Mumford most certainly would want to play this game for his players and I understand that. You kind of have some spots you have to prepare for.

Without pointing to specifics, can you share the number of different tactics y'all have tried to slow down the passing game against Georgia State last week?

Well I don't know the exact number off my head, we tried a number of different coverages, but obviously no avail. Arbuckle really is a great quarterback and I think the best in the conference. I know some other guys would nominate for that and we haven't seen everybody live yet, but gosh he played great and had such a command of things, it really didn't seem to matter what we did. We couldn't get a pass rush on him and their offensive line did a great job. We didn't move him off his spot very many times and when we did he was smart enough to throw it away. We threw everything we had and we're a little more limited maybe because of the changes and injuries we've had and how much we can throw against anybody. So we did all we had.

PRONUNCIATION GUIDE

- Damani AlexceeDuh-MAHN-ee Ah-LEX-see
- Andrew Aneke Ah-NEEK-ee
- Easy AnyamaON-yah-mah
- Adrian Bellard Buh-LARD
- Karee Berry KUH-ree
- Kwamane Bowens..... KWAH-main
- Camyron Brown..... Sounds like Cameron
- Giulano Cattaneo.....JOO-lee-ah-no Kuh-TAHN-yo
- Teron FitzgeraldTuh-RON
- Jafus Gaines..... JAY-fus
- Bralon Hutchison BRAY-luhn
- Stephan Jacobs..... Steh-FAWN
- Stephan Johnson..... Steh-FAWN
- Lumi Kaba..... LU-me KAH-bah
- A.J. Krawczyk Crawl-zik
- Inoke Langi..... Ee-NO-Kay LAWN-gee
- Robert Lowe Sounds like LOW
- Kanon Mackey..... Sounds like Cannon
- Demun Mercer..... Duh-MUHN
- Tryston Mizerak Tris-TON MIZ-uh-ak
- Rusmin Nikocecivic.....Roos-MEAN Nik-oh-SEV-ik
- Javante O'Roy Jah-VON-tay
- Nicholas Pletschette PLET-shet
- Dila Rosemond DILL-uh
- Brandon Sarabia..... Suh-ROB-ee-ah
- Kian Schoenborn KEY-ahn Shown-BORN
- Brazos Sepert..... BRAH-zohs SEE-pert
- Tyler Siudzinski..... Sud-zin-SKEE
- Stephen Smith..... Steven
- Josh Uluocha..... Oo-LOO-oh-kah

- Dennis Franchione FRAN-chone--knee
- Brad Franchione FRAN-chone--knee
- Brad Bedell Buh-DELL
- Adam Hollifield..... HALL-uh-field
- Tomas Luna TOE-moss LU-nah

Texas State's Opponent Quick Hits

Date	Opponent	2015 Record	Catching up with the Opponent	
Sept. 5	at Florida State	8-2	Last week: won vs. North Carolina State 34-17	This week: vs. Chattanooga
Sept. 12	Prairie View A&M	8-2	Last week: won at Alabama State 38-13	This week: vs. Jackson State
Sept. 19	Southern Miss	7-3	Last week: won at Rice 65-10	This week: vs. Old Dominion
Sept. 26	at Houston	10-0	Last week: won vs. Memphis 35-34	This week: at Connecticut
Oct. 10	at UL Lafayette	4-5	Last week: lost vs. South Alabama 32-25	This week: vs. New Mexico State
Oct. 24	South Alabama	5-4	Last week: won at UL Lafayette 32-25	This week: at Georgia State
Oct. 29	at Georgia Southern	7-2	Last week: won at Troy 45-10	This week: at Georgia
Nov. 7	New Mexico State	2-7	Last week: bye	This week: at UL Lafayette
Nov. 14	Georgia State	3-6	Last week: won at Texas State 41-19	This week: vs. South Alabama
Nov. 19	ULM	1-9	Last week: lost vs. Arkansas State 59-21	This week: at Texas State
Nov. 28	at Idaho	3-7	Last week: lost vs. Appalachian State 47-20	This week: at Auburn
Dec. 5	at Arkansas State	7-3	Last week: won at UL Monroe 59-21	This week: bye



Texas State vs. UL Monroe Game Notes

NCAA/SUN BELT INDIVIDUAL RANKINGS

CATEGORY	MARK	SBC	NCAA
All Purpose Yards			
Robert Lowe	104.56	9	-
Brandon Smith	95.22	12	-
Combined Kick/Punt Return Yards			
Brandon Smith	578	3	31
Completion Percentage			
Tyler Jones	58.6	6	-
Completions Per Game			
Tyler Jones	19.33	3	40
Fumbles Recovered			
Trey McGowan	2	3	17
Karee Berry	1	7	-
Donta Clanton	1	7	-
Brandon McDowell	1	7	-
Aaron Shaw	1	7	-
Kick-off Return TD's			
Brandon Smith	1	1	8
Kickoff Return Average			
Brandon Smith	24.1	5	44
Passing Efficiency			
Tyler Jones	118.0	8	-
Passing Yds Per game			
Tyler Jones	211.1	4	55
Passing Yds Per completion			
Tyler Jones	10.92	6	-
Punting Average			
Lumi Kaba	45.2	2	8
Punt Return Touchdowns			
Brandon McDowell	1	1	7
Rush Yards Per Carry			
Robert Lowe	5.48	6	54
Tyler Jones	5.19	9	-
Rushing Touchdowns			
Tyler Jones	8	6	53
Robert Lowe	7	7	-
Rush Yards Per Game			
Robert Lowe	89.4	5	47
Tyler Jones	58.8	14	-
Scoring (Points Per game)			
Robert Lowe	6.9	9	-
Solo Tackles			
Damanti Alexcee	5.8	3	20
Total Offense (Yards Per game)			
Tyler Jones	269.9	3	32
Yards Per Pass Attempt			
Tyler Jones	6.40	7	-
Yards Per Reception			
Brandon Smith	13.24	13	-



2015 STANDINGS

School	Sun Belt		Overall		Streak
	W-L	Pct.	W-L	Pct.	
Arkansas State	6-0	1.000	7-3	0.700	W6
Appalachian State	5-1	0.833	8-2	0.800	W1
Georgia Southern	5-1	0.833	7-2	0.778	W2
South Alabama	3-2	0.600	5-4	0.556	W2
UL Lafayette	3-2	0.600	4-5	0.444	L1
Georgia State	2-3	0.400	3-6	0.333	W1
New Mexico State	2-3	0.400	2-7	0.222	W2
Troy	2-4	0.333	3-7	0.300	L1
Idaho	2-5	0.286	3-7	0.300	L3
Texas State	1-4	0.200	2-7	0.222	L3
UL Monroe	0-6	0.000	1-9	0.100	L8

THIS WEEK'S GAMES

Nov. 19	Time	TV
*UL Monroe at Texas State	8:30 p.m.	ESPNU
Nov. 21	Time	TV
*South Alabama at Georgia State	1 p.m.	ESPN3
Idaho at Auburn	3 p.m.	SEC Network
*New Mexico State at UL Lafayette	4 p.m.	ESPN3
Georgia Southern at Georgia	6 p.m.	ESPNU

All times are Central; *denotes SBC game

SUN BELT CONFERENCE STUDENT-ATHLETES OF THE WEEK

Offense	
Sept. 07	Rashon Ceaser, UL Monroe
Sept. 14	Matt Breida, Georgia Southern
Sept. 21	Tyler Jones, Texas State
Sept. 28	Taylor Lamb, Appalachian State
Oct. 5	Michael Gordon, Arkansas State
Oct. 12	Jalen Nixon, UL Lafayette
Oct. 19	Nick Arbuckle, Georgia State
Oct. 26	Robert Lowe, Texas State
Nov. 2	Larry Rose III, New Mexico State
Nov. 9	Larry Rose III, New Mexico State
Nov. 16	Nick Arbuckle, Georgia State
Defense	
Sept. 07	Bobby Baker, Georgia State
Sept. 14	Jaden Wright, NM State
Sept. 21	Jeremy Reaves, South Alabama
Sept. 28	John Law, Appalachian State
Oct. 5	Kalen Jackson, South Alabama
Oct. 12	Latrell Gibbs, Appalachian State
Oct. 19	Eric Boggs, Appalachian State
Oct. 26	Cody Brown, Arkansas State
Nov. 2	Ronald Blair, Appalachian State
Nov. 9	Blake Dees, South Alabama
Nov. 16	Chandon Sullivan, Georgia State
Special Teams	
Sept. 07	Aleem Sunanon, South Alabama
Sept. 14	Teddy Ruben, Troy
Sept. 21	Aleem Sunanon, South Alabama
Sept. 28	J.D. McKissic, Arkansas State
Oct. 5	Zach Matics, Appalachian State
Oct. 12	Jeryl Brazil, UL Lafayette
Oct. 19	Austin Rehkow, Idaho
Oct. 26	Lumi Kaba, Texas State
Nov. 2	Zach Matics, Appalachian State
Nov. 9	Jed Solomon, Troy
Nov. 16	Jeremy Reaves, South Alabama

BOBCATS AT A GLANCE

	2015 Season	Fran Era*
Overall Record	2-7	25-32
Sun Belt Record	1-4	8-12
Non-Conference	1-3	14-15
Home Record	2-3	14-13
Road Record	0-4	11-19
Current Streak	lost three	same
Current Home Streak	lost two	same
Current Road Streak	lost four	same
Longest Win Streak	one	five
Longest Losing Streak	three	five
Record In Day Games	0-2	5-13
Record In Night Games	2-5	20-19
Record In August	0-0	2-0
Record In September	1-3	8-10
Record In October	1-2	9-9
Record In November	0-2	5-13
Record In December	0-0	1-0
Leading After the First Quarter	1-0	17-6
Trailing After the First Quarter	1-6	2-22
Tied After the First Quarter	0-1	5-4
Leading at Halftime	2-2	23-8
Trailing at Halftime	0-4	1-20
Tied at Halftime	0-1	1-4
Leading After the Third Quarter	2-1	23-2
Trailing After the Third Quarter	0-6	2-29
Tied After the Third Quarter	0-0	0-1
Overtime Games	0-0	1-0
With less than 300 Yards Total Offense	0-1	2-11
With 300-399 Yards Total Offense	0-2	6-8
With 400-499 Yards Total Offense	1-3	10-9
With 500-599 Yards Total Offense	0-1	4-4
With 600+ Yards Total Offense	1-0	3-0
With less than 100 Yards Rushing	0-1	1-10
With 100-199 Yards Rushing	0-5	5-14
With 200-299 Yards Rushing	0-1	11-7
With 300+ Yards Rushing	2-0	8-1
With less than 200 Yards Passing	1-3	15-19
With 200-299 Yards Passing	0-2	6-7
With 300+ Yards Passing	1-2	4-6
Allowing less than 300 Yards Total Offense	0-0	4-3
Allowing 300-399 Yards Total Offense	0-0	8-3
Allowing 400-499 Yards Total Offense	2-0	9-8
Allowing 500 +Yards Total Offense	0-7	4-18
Allowing less than 100 Yards Rushing	1-0	7-2
Allowing 100-199 Yards Rushing	0-1	12-9
Allowing 200-299 Yards Rushing	1-4	5-13
Allowing 300+ Yards Rushing	0-2	1-8
Allowing less than 200 Yards Passing	1-1	7-11
Allowing 200-299 Yards Passing	0-2	8-8
Allowing 300-399 Yards Passing	1-3	9-9
Allowing 400-499 Yards Passing	0-1	1-4
Allowing 500+ Yards Passing	0-0	0-0
When Having Fewer Turnovers	0-3	16-9
When Having More Turnovers	0-2	3-13
When Having Equal Turnovers	2-2	6-10

* - Fran Era is only denoted during his current stay from 2011-present.



Texas State vs. UL Monroe Game Notes

WHAT YOU DIDN'T KNOW ABOUT TEXAS STATE'S FOOTBALL TRADITION

- Texas State enters the 2015 season having won two national championships and 14 conference championships. The Bobcats were the 1981 and 1982 NCAA Division II national champions under the late Jim Wacker. Wacker posted a 42-8 record as Texas State's head coach from 1979-82 and was named the 1982 College Division Coach of the Year by the AFCA after leading the Bobcats to a 14-0 record from 1998-01. He passed away on Aug. 26, 2003 after battling cancer.
- Texas State is a member of the Sun Belt Conference for the third straight season in 2015. The Sun Belt is the sixth athletic conference in which the Bobcats have been members. Texas State was a member of the Texas Intercollegiate Athletic Association in the 1920s, the Lone Star Conference from 1931-83, the Gulf Star Conference in 1984-86, the Southland Conference in 1987-2010, the WAC in 2012 and Sun Belt Conference for the first time in 2013.
- Three members of Texas State's current football staff previously coached at the school before returning in 2011. Dennis Franchione also was head coach for the Bobcats in 1990-91. Assistant head coach/co-offensive coordinator and quarterbacks coach Mike Schultz was the secondary coach and recruiting coordinator under Franchione in 1990-91. Defensive line coach Mike Hudson was a student and graduate assistant from 1987-89, linebackers coach from 1995-00 and defensive coordinator in 2001-02.
- Dennis Franchione and his son, Brad, who serves as Texas State's special teams coordinator and linebackers coach, have the distinction of being the only father and son head coaching combination to produce the top two picks in an NFL Draft when Cam Newton and Von Miller were the top two selections in the 2011 NFL Draft. Franchione coached Miller at Texas A&M while his son, Brad, coached Newton at Blinn College in 2009 before Newton went on to lead Auburn to the 2010 BCS national championship.
- Texas State has five players listed on NFL rosters. They include three-year veterans Joplo Bartu of the Atlanta Falcons and Darryl Morris of the Houston Texans. Second-year player Ty Nsekhe is in his first year with the Washington Redskins after playing with the St. Louis Rams in 2012. In addition, Craig Mager is with the San Diego Chargers and David Mayo is with the Carolina Panthers. Mager (third round) and Mayo (fifth round) were 2015 NFL Draft choices. Both Bartu and Morris signed as free agents after graduating from Texas State in 2012. Bartu, Morris, Mager and Mayo have earned their bachelor's degrees at Texas State.
- There have been 87 football players earn a bachelor's degree at Texas State since Dennis Franchione was named head coach in January 2011, and 83 of the graduates played for Coach Fran.

LEARNING ABOUT TEXAS STATE UNIVERSITY

- The crystal-clear San Marcos River runs through the Texas State campus.
- San Marcos is the fastest growing city in the nation.
- The hilly campus is home to 260+ buildings.
- The student population has grown from 303 in 1903 to the fourth-largest university among the 38 public universities in Texas with an enrollment of 38,006 in 2015-16.
- The campus consists of a 485-acre main campus and 5,038 additional acres in recreation, instruction, farm and ranch land.
- Old Main, a red-roofed, castle-like landmark was Texas State's first building. It was completed in 1903.
- The Texas State campus is home to the second-largest springs in Texas, which can be seen through the floor of a glass-bottom boat tour.
- 35% of Texas State students are ethnic minorities.
- In 2012 the Texas Higher Education Coordinating Board reclassified Texas State as an Emerging Research University.
- Texas State is the only university in Texas to have graduated a U.S. president: Lyndon B. Johnson, class of 1930.
- On Oct. 26, will be the 50th anniversary of President Johnson signing the Higher Education Act at Texas State. The Act created financial aid programs that resulted in higher education access for millions of Americans.
- In fall 2012 the Bobcats joined the Football Bowl Subdivision, the highest level of NCAA Division I competition.
- Our graduate success rate in athletics, averaged over the last four years, is the second highest in division I public universities in Texas. It is higher than that of the Texas, Texas A&M and Texas Tech.
- Texas State has the fifth-highest retention and graduation rate of public universities in Texas.
- Texas State awards more bachelor's degrees to Hispanic students than 99 percent of colleges and universities in the U.S.
- In August 2010 The *New York Times* cited Texas State as having one of the nation's top undergraduate programs in musical theatre and acting.
- Texas State has been named 'Best in the West' by the *Princeton Review* for nine consecutive years.
- Since 2000, Texas State has won conference championships in baseball, football, volleyball, men's track and field, soccer, women's track and field, women's basketball, women's golf and softball.



TEXAS STATE FOOTBALL DEPTH CHART

DEFENSE

B	57	Karee Berry	6-3	225	So.	1L
or	40	Stephen Smith	6-3	221	Jr.	2L
NT	63	Dallas McClarty	5-11	270	Jr.	2L
	59	Dondre Elvoid	6-4	305	Sr.	1L
	69	Herbert Gonzales	6-0	297	Sr.	1L
DT	41	Jeff Banks	6-5	212	So.	1L
or	42	Mershad Dillon	6-3	300	Sr.	1L
	97	Cedric Gambrell	6-6	255	Fr.	RS
DE	90	Marcus Dallas	6-4	246	Sr.	1L
	99	Rusmin Nikocevic	6-4	258	Sr.	1L
Stinger	52	Trey McGowan	6-0	247	Sr.	2L
	37	Tim Gay	5-11	248	Sr.	3L
or	8	Teron Fitzgerald	6-4	227	Jr.	JC
Mike	4	Jerrid Jeter-Gilmon	6-1	225	Sr.	3L
or	11	Ishmael Davis	6-3	223	Fr.	RS
Wolf	24	Javante O'Roy	6-0	180	Jr.	JC
or	15	Dila Rosemond	5-10	175	So.	1L
	2	Demetrius Woodard	6-2	210	Sr.	1L
or	21	Donte Clanton	5-10	185	Sr.	Sq.
Rover	17	Damani Alexcee	6-2	192	Jr.	2L
	20	Stephan Johnson	6-0	189	So.	1L
FS	9	Aaron Shaw	5-10	196	Sr.	1L
	29	Camyron Brown	5-11	199	Fr.	RS
FC	22	David Mims, II	5-11	188	Sr.	3L
	23	Clarence Guidry, III	5-11	185	So.	1L
	5	Andrew Aneke	6-0	170	Fr.	RS
BC	6	Brandon McDowell	5-10	183	So.	1L
	24	Javante O'Roy	6-0	180	Jr.	JC

SPECIALISTS

P	12	Lumi Kaba	6-2	182	Jr.	JC
	43	James Sherman	5-10	176	Fr.	RS
KO	12	Lumi Kaba	6-2	182	Jr.	JC
	43	James Sherman	5-10	176	Fr.	RS
PK	12	Lumi Kaba	6-2	182	Jr.	JC
	43	James Sherman	5-10	176	Fr.	RS
H	16	Jack Rhoades	6-3	200	Sr.	SQ
	2	Tyler Jones	6-2	197	So.	1L
DS	81	Inoke Langi	6-4	247	Fr.	RS
	46	Jonathan Arredondo	6-0	205	Fr.	RS
PR	6	Brandon McDowell	5-10	183	So.	1L
	5	Brandon Smith	6-2	170	Sr.	3L
KR	5	Brandon Smith	6-2	170	Sr.	3L
	80	Jafus Gaines	5-11	175	Sr.	3L

OFFENSE

QT	64	Adrian Bellard	6-5	314	Sr.	3L
	73	Hayden Lambert	6-5	290	Jr.	2L
QG	62	Brandon Sarabia	6-4	295	Sr.	1L
	68	Kanon Mackey	6-4	302	Fr.	RS
C	74	Giuliano Cattaneo	6-4	310	So.	JC
	67	Tryston Mizerak	6-6	290	Fr.	RS
RG	79	Kian Schoenborn	6-4	290	Fr.	RS
or	58	Zach Crawford	6-2	313	Sr.	3L
RT	76	Ryan Melton	6-5	329	Jr.	2L
	75	Will Copa	6-8	315	Fr.	RS
QB	2	Tyler Jones	6-2	197	Jr.	2L
	12	Connor White	6-5	200	Fr.	RS
TB	28	Robert Lowe	5-10	200	Sr.	3L
	20	Tyler Siudzinski	5-10	185	So.	JC
or	26	Stedman Mayberry	5-10	189	Fr.	RS
or	21	Nick Bingham	5-11	205	Fr.	HS
TE-Y	84	Ryan Carden	6-4	247	Sr.	2L
	85	Nick Pletschette	6-4	248	Jr.	JC
TE-W	1	Lawrence White	6-7	240	Sr.	2L
	32	Gabe Schrade	6-4	227	So.	1L
Z	80	Jafus Gaines	5-11	175	Sr.	3L
	10	Demun Mercer	6-2	197	So.	1L
H	9	C.J. Best	5-10	185	Sr.	1L
	89	Ryan Garrey	5-11	180	Sr.	2L
X	5	Brandon Smith	6-2	170	Sr.	3L
	16	Jack Rhoades	6-3	200	Sr.	1L



2015 TEXAS STATE FOOTBALL NUMERICAL ROSTER

No.	Name	Pos.	Ht.	Wt.	Yr.	Exp.	Hometown	Previous School
1	Lawrence White	TE	6-7	240	Sr.	2L	Wake Forest, N.C.	Ridgewater CC
2	Tyler Jones	QB	6-2	197	Jr.	2L	Stephenville, Texas	Stephenville HS
2	Demetrius Woodard	S	6-2	210	Sr.	1L	Houston, Texas	Blinn CC
3	Bo Anderson	LB	6-1	220	Fr.	HS	Coppell, Texas	Coppell HS
3	L. G. Williams	QB	5-9	193	Fr.	HS	Cibolo, Texas	Steele HS
4	Jerrid Jeter-Gilmon	LB	6-1	225	Sr.	3L	Brenham, Texas	Brenham HS
4	Anthony Taylor	RB	5-10	185	Fr.	HS	Denton, Texas	Guyer HS
5	Brandon Smith	WR	6-2	170	Sr.	3L	Prattville, Ala.	Prattville HS
5	Andrew Aneke	CB	6-0	170	Fr.	RS	Missouri City, Texas	Elkins HS
6	Brandon McDowell	CB	5-10	183	So.	1L	DeSoto, Texas	DeSoto HS
7	Easy Anyama	S	6-3	220	So.	TR	Stafford, Texas	Texas
7	Montreal Taylor	WR	5-9	175	So.	RS	Mansfield, Texas	Mansfield HS
8	P.J. Anderson	WR	6-2	190	Fr.	RS	San Antonio, Texas	Taft HS
8	Teron Fitzgerald	LB	6-4	227	Jr.	JC	Greensboro, Fla.	Copiah Lincoln JC
9	C.J. Best	WR	5-10	185	Sr.	1L	Smyrna, Ga.	Diablo Valley CC
9	Aaron Shaw	S	5-10	196	Sr.	1L	Spring, Texas	Navarro JC
10	Demun Mercer	WR	6-2	197	So.	1L	La Marque, Texas	La Marque HS
10	Tyler Blades	S	6-0	197	Sr.	2L	San Antonio, Texas	S.A. Christian HS
11	Ishmael Davis	LB	6-3	223	Fr.	RS	Killeen, Texas	Ellison HS
11	Justin Eberly	WR	5-9	185	So.	RS	Conroe, Texas	Caney Creek HS
12	Connor White	QB	6-5	200	Fr.	RS	Watkinsville, Ga.	Fork Union Academy
12	Lumi Kaba	K/P	6-2	182	Jr.	JC	Tyler, Texas	Tyler JC
13	Blaire Sullivan	QB	6-4	220	Sr.	TR	San Antonio, Texas	UTEP
13	Kendall Bell	S	6-0	201	Jr.	TR	Tatum, Texas	Tyler JC
14	Kwamane Bowens	WR	6-0	196	Jr.	JC	Virginia Beach, Va.	Butler County CC
15	Fred Nixon	WR	6-3	200	Jr.	1L	Willis, Texas	Willis HS
15	Dila Rosemond	S	5-10	175	So.	1L	Cypress, Texas	Cypress Springs HS
16	Jack Rhoades	WR	6-3	200	Sr.	1L	Cameron, Texas	C. H. Yoe HS
16	Marcus Ripley	PK	5-11	170	Fr.	HS	Spring, Texas	Klein Oak HS
17	Damani Alexcee	S	6-2	192	Jr.	2L	League City, Texas	Clear Springs HS
18	Bralon Hutchison	RB	5-11	180	Fr.	HS	La Grange, Texas	La Grange HS
18	Frankie Griffin	S	6-0	187	Fr.	RS	Spring, Texas	Klein Collins HS
19	Blake Peterson	QB	6-2	195	Fr.	HS	Topeka, Kan.	Washburn Rural HS
19	Landon Gonzales	DB	5-9	170	Fr.	HS	Graham, Texas	Graham HS
20	Stephan Johnson	S	6-0	189	So.	1L	The Woodlands, Texas	College Park HS
20	Tyler Siudzinski	RB	5-10	185	So.	JC	Tustin, Calif.	Santa Anna CC
21	Donta Clanton	S	5-10	185	Sr.	SQ	Philadelphia, Pa.	L. A. Pierce CC
21	Nick Bingham	RB	5-11	205	Fr.	HS	El Paso, Texas	Franklin HS
22	David Mims II	CB	5-11	188	Sr.	3L	Daingerfield, Texas	Daingerfield HS
23	Clarence Guidry III	CB	5-11	185	So.	1L	Pflugerville, Texas	Pflugerville HS
24	Javante O'Roy	CB	6-0	180	Jr.	JC	Antelope, Calif.	Palomar CC
25	Deon Daniels	CB	5-7	175	Jr.	TR	Dallas, Texas	Prairie View A&M
26	Stedman Mayberry	RB	5-10	189	Fr.	RS	Cedar Park, Texas	Vista Ridge HS
28	Robert Lowe	RB	5-10	196	Sr.	3L	Waxahachie, Texas	Waxahachie HS
29	Camyron Brown	S	5-11	199	Fr.	RS	Missouri City, Texas	Ridge Point HS
31	Brazos Sepert	S	6-0	185	So.	JC	Maypearl, Texas	Blinn College
32	Gabe Schrade	TE	6-4	227	So.	1L	Deland, Fla.	Deland HS
33	Johntez Young	CB	5-10	195	Jr.	JC	Copperas Cove, Texas	East Los Angeles CC
35	Darnell Dailey, Jr.	LB	6-1	226	Jr.	RS	San Pablo, Calif.	Contra Costa CC
35	Garrett Kaiser	TE	6-6	250	Jr.	JC	Kernville, Texas	Hill College
36	Kolby Kolek	WR	5-11	200	Fr.	RS	LaGrange, Texas	LaGrange HS
37	Tim Gay	LB/RB	5-11	248	Sr.	3L	Houston, Texas	Chavez HS
38	Kameron Holmes	RB	5-11	205	Jr.	TR	Fort Worth, Texas	North Texas
39	Louis Rubin	RB	5-9	223	So.	SQ	Pearland, Texas	Pearland HS
40	Stephen Smith	LB	6-3	221	Jr.	2L	Missouri City, Texas	Dulles HS



2015 TEXAS STATE FOOTBALL NUMERICAL ROSTER

No.	Name	Pos.	Ht.	Wt.	Yr.	Exp.	Hometown	Previous School
41	Jeff Banks	DE	6-5	212	So.	1L	Killeen, Texas	Killeen HS
42	Mershad Dillon	DT	6-3	300	Sr.	1L	Santa Maria, Calif.	Allan Hancock CC
43	James Sherman	K/P	5-10	176	Fr.	RS	Montgomery, Ala.	Catholic HS
44	Roosevelt Pearson	DE	6-5	255	Jr.	TR	Perris, Calif.	Mt. San Jacinto CC
45	Landon Beck	DT	6-4	245	Fr.	HS	Early, Texas	Early HS
46	Jonathan Arredondo	LS	6-0	205	Fr.	RS	San Marcos, Texas	San Marcos HS
48	Kerry Walker	LB	6-3	215	Fr.	HS	Killeen, Texas	Shoemaker HS
49	Evan Lyons	LB	6-1	225	So.	TR	Cibolo, Texas	West Texas A&M
51	Jordan Mittie	LB	6-3	235	So.	PR	Aledo, Texas	Navy Prep
52	Trey McGowan	LB	6-0	247	Sr.	2L	Kerens, Texas	West Texas A&M
53	Will Trevillion	OL	6-1	285	So.	1L	Buda, Texas	Hays HS
55	Bryan London	LB	6-2	215	Fr.	HS	Converse, Texas	Randolph HS
56	Josh Uluocha	DT	6-1	255	Fr.	HS	Stafford, Texas	Stafford HS
57	Karee Berry	DE	6-3	225	So.	1I	Spring Branch, Texas	Smithson Valley HS
58	Zach Crawford	OL	6-2	313	Sr.	3L	Austin, Texas	Westwood HS
59	Dondre Elvoid	DT	6-4	305	Sr.	1L	Pittsburgh, Pa.	Garden City CC
60	Spencer Ince	OL	6-3	266	So.	RS	Hemphill, Texas	Blinn CC
62	Brandon Sarabia	G	6-4	295	Sr.	1L	Bakersfield, Calif.	Bakersfield CC
63	Dallas McClarty	DT	5-11	270	Jr.	2L	League City, Texas	Clear Springs HS
64	Adrian Bellard	OT	6-5	314	Sr.	3L	Brenham, Texas	Brenham HS
67	Tryston Mizerak	C	6-6	290	Fr.	RS	Garland, Texas	North Garland HS
68	Kanon Mackey	OL	6-4	302	Fr.	RS	Silsbee, Texas	Silsbee HS
69	Herbert Gonzales	DT	6-0	297	Sr.	1L	San Antonio, Texas	UTEP
71	Willie Williams	C	6-3	285	Fr.	HS	Pearland, Texas	Pearland HS
72	Jacob Rowland	OL	6-5	305	Fr.	HS	Wills Point, Texas	Wills Point HS
73	Hayden Lambert	OT	6-5	290	Jr.	2L	Aledo, Texas	Aledo HS
74	Giuliano Cattaneo	OL	6-4	310	So.	JC	Santa Rosa, Calif.	Santa Rosa CC
75	Will Copa	OT	6-8	315	Fr.	RS	Austin, Texas	Westlake HS
76	Ryan Melton	OT	6-5	329	Jr.	2L	Liberty, Texas	Liberty HS
78	Kregg Lemons	OL	6-4	275	Fr.	HS	Houston, Texas	Taylor HS
79	Kian Schoenborn	G	6-4	290	Fr.	RS	Jacksonville, Fla.	The Bolles HS
80	Jafus Gaines	WR	5-11	175	Sr.	3L	Houston, Texas	Chavez HS
81	Inoke Langi	LS	6-4	247	Fr.	RS	Eules, Texas	Trinity HS
82	Stephan Jacobs	TE	6-3	250	Sr.	1L	Houston, Texas	Nimitz HS
83	Justin Gamble	WR	5-11	170	Fr.	HS	Round Rock, Texas	Stony Point HS
84	Ryan Carden	TE	6-4	247	Sr.	2L	San Diego, Calif.	Mt. San Antonio CC
85	Nick Pletschette	TE	6-4	248	Jr.	JC	Livermore, Calif.	Laney CC
86	Tyler Watts	WR	5-8	158	Fr.	RS	Brenham, Texas	Brenham HS
87	Chris French	TE	6-4	245	So.	JC	San Clemente, Calif.	Saddleback CC
89	Ryan Garrey	WR	5-11	180	Sr.	2L	Plano, Texas	Plano East HS
90	Marcus Dallas, Jr.	DE	6-4	246	Sr.	1L	Griffin, Ga.	Reedley CC
91	Chris Meadows	DL	6-3	230	Fr.	RS	Round Rock, Texas	Round Rock HS
94	Darius Hood	DT	6-0	275	Jr.	1L	Plano, Texas	Plano East HS
95	Dustin McWhorter	DE	6-3	240	Fr.	HS	Graham, Texas	Graham HS
97	Cedric Gambrell	DE	6-6	255	Fr.	RS	Cleveland, Texas	Cleveland HS
98	Kendall Beal	DL	6-3	240	Jr.	RS	Tyler, Texas	Tyler JC
99	Rusmin Nikocevic	DT	6-4	258	Sr.	1L	Simi Valley, Calif.	Pierce CC



2015 GAME RESULTS

DATE	OPPONENT	SCORE	OVERALL	SUN BELT	TIME	ATTEND
Sept. 05, 2015	at #10 Florida State	L 16-59	0-1-0	0-0-0	3:15	80917
Sept 12, 2015	PVAM	W 63-24	1-1-0	0-0-0	3:20	24561
Sept 19, 2015	Southern Miss	L 56-50	1-2-0	0-0-0	3:36	27252
Sept. 26, 2015	at Houston	L 14-59	1-3-0	0-0-0	3:12	35257
Oct. 10, 2015	at UL Lafayette	L 27-49	1-4-0	0-1-0	3:23	21377
Oct. 24, 2015	vs. South Alabama	W 36-18	2-4-0	1-1-0	3:19	14523
Oct. 29, 2015	at Georgia Southern	L 13-37	2-5-0	1-2-0	3:02	14212
Nov. 7, 2015	vs. New Mexico State	L 21-31	2-6-0	1-3-0	3:10	15421
Nov. 14, 2015	vs. Georgia State	L 19-41	2-7-0	1-4-0	3:11	13238

2015 INDIVIDUAL STATISTICS

RUSHING	GP	ATT	GAIN	LOSS	NET	AVG	TD	LG	AVG/G
Lowe, Robert	9	147	842	37	805	5.5	7	59	89.4
Jones, Tyler	9	102	642	113	529	5.2	8	66	58.8
Nutall, Chris	6	35	181	5	176	5.0	4	18	29.3
Mayberry, S	6	14	63	2	61	4.4	0	15	10.2
Best, C.J.	9	6	60	2	58	9.7	0	16	6.4
Siudzinski, T	9	13	51	0	51	3.9	1	12	5.7
White, Connor	4	8	46	8	38	4.8	0	11	9.5
Kaba, Lumi	9	1	11	0	11	11.0	0	11	1.2
Johnson, Steph	9	1	9	0	9	9.0	0	6	1.0
Gaines, Jafus	9	1	5	0	5	5.0	0	5	0.6
Mercer, Demun	9	1	4	0	4	4.0	0	4	0.4
Smith, Brandon	9	1	1	0	1	1.0	0	1	0.1
TEAM	4	2	0	3	-3	-1.5	0	0	-0.8
Total.....	9	332	1915	170	1745	5.3	20	66	193.9
Opponents.....	9	429	2648	192	2456	5.7	23	64	272.9

PASSING	G	Effic	Cmp-Att-Int	Pct	Yds	TD	Lng	Avg/G
Jones, Tyler	9	118.05	174-297-8	58.6	1900	10	65	211.1
White, Connor	4	96.27	18-32-1	56.2	137	1	20	34.2
Rhoades, Jack	9	0.00	0-1-0	0.0	0	0	0	0.0
TEAM	4	0.00	0-1-0	0.0	0	0	0	0.0
Total.....	9	115.23	192-331-9	58.0	2037	11	65	226.3
Opponents.....	9	173.83	179-271-2	66.1	2582	24	77	286.9

RECEIVING	G	No.	Yds	Avg	TD	Long	Avg/G
Best, C.J.	9	41	391	9.5	0	39	43.4
Gaines, Jafus	9	32	393	12.3	2	49	43.7
Carden, Ryan	8	25	243	9.7	0	48	30.4
Smith, Brandon	9	21	278	13.2	1	65	30.9
Mercer, Demun	9	19	235	12.4	2	36	26.1
Lowe, Robert	9	16	136	8.5	3	37	15.1
Garrey, Ryan	9	9	86	9.6	0	18	9.6
White, Lawrence	9	9	81	9.0	1	17	9.0
Nutall, Chris	6	6	86	14.3	1	25	14.3
Mayberry, S	6	5	26	5.2	0	20	4.3
French, Chris	2	4	24	6.0	1	10	12.0
Siudzinski, T	9	1	33	33.0	0	33	3.7
Schrade, Gabe	9	1	11	11.0	0	11	1.2
Rhoades, Jack	9	1	5	5.0	0	5	0.6
Bowens, Kwamane	6	1	5	5.0	0	5	0.8
Gamble, Justin	1	1	4	4.0	0	4	4.0
Total.....	9	192	2037	10.6	11	65	226.3
Opponents.....	9	179	2582	14.4	24	77	286.9

PUNT RETURNS	No.	Yds	Avg	TD	Long
McDowell, B	9	148	16.4	1	95
Watts, Tyler	1	0	0.0	0	0
Total.....	10	148	14.8	1	95
Opponents.....	16	169	10.6	0	60

2015 TEAM STATISTICS

TEAM STATISTICS	TXST	OPP
SCORING	259	374
Points Per Game	28.8	41.6
Points Off Turnovers	24	40
FIRST DOWNS	192	230
Rushing	86	111
Passing	91	104
Penalty	15	15
RUSHING YARDAGE	1745	2456
Yards gained rushing	1915	2648
Yards lost rushing	170	192
Rushing Attempts	332	429
Average Per Rush	5.3	5.7
Average Per Game	193.9	272.9
TDs Rushing	20	23
PASSING YARDAGE	2037	2582
Comp-Att-Int	192-331-9	179-271-2
Average Per Pass	6.2	9.5
Average Per Catch	10.6	14.4
Average Per Game	226.3	286.9
TDs Passing	11	24
TOTAL OFFENSE	3782	5038
Total Plays	663	700
Average Per Play	5.7	7.2
Average Per Game	420.2	559.8
KICK RETURNS: #-Yards	35-748	15-559
PUNT RETURNS: #-Yards	10-148	16-169
INT RETURNS: #-Yards	2-0	9-43
KICK RETURN AVERAGE	21.4	37.3
PUNT RETURN AVERAGE	14.8	10.6
INT RETURN AVERAGE	0.0	4.8
FUMBLES-LOST	9-7	14-7
PENALTIES-Yards	52-491	70-583
Average Per Game	54.6	64.8
PUNTS-Yards	47-2124	33-1329
Average Per Punt	45.2	40.3
Net punt average	41.2	34.0
KICKOFFS-Yards	48-3055	69-4176
Average Per Kick	63.6	60.5
Net kick average	35.3	39.2
TIME OF POSSESSION/Game	27:33	32:27
3RD-DOWN Conversions	49/135	69/136
3rd-Down Pct	36%	51%
4TH-DOWN Conversions	13/21	9/18
4th-Down Pct	62%	50%
SACKS BY-Yards	13-84	15-103
MISC YARDS	100	0
TOUCHDOWNS SCORED	34	49
FIELD GOALS-ATTEMPTS	8-13	10-14
ON-SIDE KICKS	1-2	0-0
RED-ZONE SCORES	(26-31) 84%	(36-42) 86%
RED-ZONE TOUCHDOWNS	(20-31) 65%	(28-42) 67%
PAT-ATTEMPTS	(25-29) 86%	(48-48) 100%
ATTENDANCE	94995	151763
Games/Avg Per Game	5/18999	4/37941
Neutral Site Games		0/0

SCORE BY QUARTERS	1st	2nd	3rd	4th	Total
Texas State	58	105	31	65	259
Opponents	83	90	104	97	374



INTERCEPTIONS	No.	Yds	Avg	TD	Long
Johnson, Steph	2	0	0.0	0	0
Total.....	2	0	0.0	0	0
Opponents.....	9	43	4.8	1	35

KICK RETURNS	No.	Yds	Avg	TD	Long
Smith, Brandon	24	578	24.1	1	95
Gaines, Jafus	6	110	18.3	0	23
Carden, Ryan	3	24	8.0	0	13
Woodard, D	1	12	12.0	0	12
Bowens, Kwamane	1	24	24.0	0	24
McDowell, B	0	0	0.0	0	0
Total.....	35	748	21.4	1	95
Opponents.....	15	559	37.3	1	100

FUMBLE RETURNS	No.	Yds	Avg	TD	Long
McDowell, B	0	0	0.0	1	0
Total.....	0	0	0.0	1	0
Opponents.....	3	24	8.0	0	13

|----- PATs -----|

SCORING	TD	FGs	Kick	Rush	Rcv	Pass	DXP	Saf	Points
Lowe, Robert	10	0-0	0-0	0-0	1	0-0	0	0	62
Jones, Tyler	8	0-0	0-0	0-1	0	0-0	0	0	48
Kaba, Lumi	0	7-12	19-20	0-0	0	0-0	0	0	40
Nuttall, Chris	5	0-0	0-0	0-0	0	0-0	0	0	30
Smith, Brandon	2	0-0	0-0	0-0	0	0-0	0	0	12
Gaines, Jafus	2	0-0	0-0	0-0	0	0-0	0	0	12
McDowell, B	2	0-0	0-0	0-0	0	0-0	0	0	12
Mercer, Demun	2	0-0	0-0	0-0	0	0-0	0	0	12
Sherman, James	0	1-1	6-9	0-0	0	0-0	0	0	9
White, Lawrence	1	0-0	0-0	0-0	0	0-0	0	0	6
French, Chris	1	0-0	0-0	0-0	0	0-0	0	0	6
Siudzinski, T	1	0-0	0-0	0-0	0	0-0	0	0	6
Gay, Tim	0	0-0	0-0	0-0	1	0-0	0	0	2
TEAM	0	0-0	0-0	0-0	0	0-0	0	1	2
Rhoades, Jack	0	0-0	0-0	0-0	0	2-4	0	0	0
Total.....	34	8-13	25-29	0-1	2	2-4	0	1	259
Opponents.....	49	10-14	48-48	0-0	1	1-1	0	0	374

TOTAL OFFENSE	G	Plays	Rush	Pass	Total	Avg/G
Jones, Tyler	9	399	529	1900	2429	269.9
Lowe, Robert	9	147	805	0	805	89.4
Nuttall, Chris	6	35	176	0	176	29.3
White, Connor	4	40	38	137	175	43.8
Mayberry, S	6	14	61	0	61	10.2
Best, C.J.	9	6	58	0	58	6.4
Siudzinski, T	9	13	51	0	51	5.7
Kaba, Lumi	9	1	11	0	11	1.2
Johnson, Steph	9	1	9	0	9	1.0
Gaines, Jafus	9	1	5	0	5	0.6
Mercer, Demun	9	1	4	0	4	0.4
Smith, Brandon	9	1	1	0	1	0.1
TEAM	4	3	-3	0	-3	-0.8
Total.....	9	663	1745	2037	3782	420.2
Opponents.....	9	700	2456	2582	5038	559.8

PUNTING	No.	Yds	Avg	Long	TB	FC	I20	50+	Bkd
Kaba, Lumi	47	2124	45.2	69	1	13	14	15	0
Total.....	47	2124	45.2	69	1	13	14	15	0
Opponents.....	33	1329	40.3	70	3	13	11	7	0

KICKOFFS	No.	Yds	Avg	TB	OB	Retn	Net	YdLn
Kaba, Lumi	48	3055	63.6	32	1			
Total.....	48	3055	63.6	32	1	559	35.3	29
Opponents.....	69	4176	60.5	29	3	748	39.2	25

FIELD GOALS	FGM-A	Pct	01-19	20-29	30-39	40-49	50-99	Lg	Blk
Sherman, James	1-1	100.0	0-0	1-1	0-0	0-0	0-0	26	0
Kaba, Lumi	7-12	58.3	0-0	2-2	3-6	1-2	1-2	50	0

FG SEQUENCE	Texas State	OPPONENTS
Florida State	(26)	(22)
PVAM	60,33	(30),45
USM	(27),38,(33)	-
Houston	-	(24)
Louisiana	-	49
USA	(36)	(32),53
Georgia Southern	(33),(28)	(44),(21),(25)
NMSU	34	(27),46
Georgia State	(48),44,(50)	(42),(44)

Numbers in (parentheses) indicate field goal was made.

ALL PURPOSE	G	Rush	Rec	PR	KOR	IR	Tot	Avg/G
Lowe, Robert	9	805	136	0	0	0	941	104.6
Smith, Brandon	9	1	278	0	578	0	857	95.2
Jones, Tyler	9	529	0	0	0	0	529	58.8
Gaines, Jafus	9	5	393	0	110	0	508	56.4
Best, C.J.	9	58	391	0	0	0	449	49.9
Carden, Ryan	8	0	243	0	24	0	267	33.4
Nuttall, Chris	6	176	86	0	0	0	262	43.7
McDowell, B	9	0	0	148	0	0	248	27.6
Mercer, Demun	9	4	235	0	0	0	239	26.6
Mayberry, S	6	61	26	0	0	0	87	14.5
Garrey, Ryan	9	0	86	0	0	0	86	9.6
Siudzinski, T	9	51	33	0	0	0	84	9.3
White, Lawrence	9	0	81	0	0	0	81	9.0
White, Connor	4	38	0	0	0	0	38	9.5
Bowens, Kwamane	6	0	5	0	24	0	29	4.8
French, Chris	2	0	24	0	0	0	24	12.0
Woodard, D	7	0	0	0	12	0	12	1.7
Kaba, Lumi	9	11	0	0	0	0	11	1.2
Schrade, Gabe	9	0	11	0	0	0	11	1.2
Johnson, Steph	9	9	0	0	0	0	9	1.0
Rhoades, Jack	9	0	5	0	0	0	5	0.6
Gamble, Justin	1	0	4	0	0	0	4	4.0
TEAM	4	-3	0	0	0	0	-3	-0.8
Total.....	9	1745	2037	148	748	0	4778	530.9
Opponents.....	9	2456	2582	169	559	43	5809	645.4



INDIVIDUAL TACKLES LEADERS

DEFENSIVE LEADERS	GP	-----Tackles-----			TFL/Yds	-Sacks-		-----Pass Def-----			-----Fumbles-----		Blkd	
		Solo	Ast	Total		No-Yards	Int-Yds	BrUp	QBH	Rcv-Yds	FF	Kick	Saf	
17 Alexcee, Damani	9	56	14	70	3.0-14	2.0-12	.	3	.	.	1	.	.	
52 McGowan, Trey	9	35	20	55	2-0	1	.	.	
4 Jeter-Gilmon, J	6	37	8	45	1.0-2	
9A Shaw, Aaron	9	36	8	44	1.0-10	1.0-10	.	2	.	1-0	1	.	.	
22 Mims, David	9	37	6	43	4.0-11	1.0-6	.	5	
63 McClarty, D	7	17	15	32	1.5-5	0.5-2	.	.	1	1-0	.	.	.	
6 McDowell, B	9	25	7	32	1.5-3	.	.	5	.	1-0	.	.	.	
57 Berry, Karee	9	18	14	32	4.5-19	2.0-11	.	1	1	1-0	.	.	.	
1A Davis, Ishmael	9	20	5	25	1.0-2	.	.	.	1	
15 Rosemond, Dila	8	19	5	24	1.0-1	.	.	.	1	
20 Johnson, Steph	9	15	9	24	0.5-1	.	2-0	
90 Dallas, Marcus	9	17	5	22	3.0-19	2.0-18	
24 O'Roy, Javante	8	12	8	20	1.5-4	.	.	1	.	.	1	.	.	
7 Anyama, Easy	7	11	8	19	0.5-2	.	.	1	2	
40 Smith, Stephen	7	10	7	17	1.5-2	1.0-1	
37 Gay, Tim	8	11	6	17	1	.	.	
21 Clanton, Donta	7	14	3	17	1-0	.	.	.	
42 Dillon, Mershad	8	10	6	16	2.0-4	.	.	.	2	
69 Gonzales, H	8	4	8	12	
59 Elvoid, Dondre	8	6	6	12	2.5-8	0.5-3	.	.	2	
2A Woodard, D	7	8	3	11	1.5-14	1.0-10	
99 Nikocecic, R	9	5	6	11	3.5-15	.	.	.	1	.	1	.	.	
3B Dailey, Darnell	6	5	5	10	1.0-5	
44 Pearson, R	7	6	4	10	2.0-12	1.0-11	
41 Banks, Jeff	9	6	3	9	4.0-8	.	.	1	
8 Fitzgerald, T	8	4	3	7	0.5-1	
29 Brown, Camyron	9	6	.	6	1	
23 Guidry III, Cl	7	5	.	5	.	.	.	1	
94 Hood, Darius	4	2	2	4	0.5-0	
12 Kaba, Lumi	9	3	.	3	
98 Beal, Kendall	7	.	3	3	
97 Gambrell, C	4	3	.	3	
5A Aneke, Andrew	4	3	.	3	.	1.0-0	
3 Anderson, Bo	2	2	.	2	
10 Mercer, Demun	9	2	.	2	
14 Bowens, Kwamane	6	1	1	2	
80 Gaines, Jafus	9	2	.	2	
45 Beck, Landon	4	2	.	2	1.0-6	
81 Langi, Inoke	9	1	1	2	
1B Blades, Tyler	3	.	1	1	
2C Bingham, Nick	2	1	.	1	
2B Siudzinski, T	9	.	1	1	
53 Trevillion, W	3	.	1	1	
28 Lowe, Robert	9	1	.	1	
13 Sullivan, Blair	7	1	.	1	
TM TEAM	4	1	
Total.....	9	479	202	681	44-168	13-84	2-0	20	12	7-0	6	.	1	
Opponents.....	9	451	135	586	50.0-182	15-103	9-43	25	17	7-24	5	1	.	



INDIVIDUAL GAME-BY-GAME RUSHING STATISTICS

RUSHING	No-Yds/TD	FS	PVAM	USM	UH	UL	USA	GS	NMSU	GSU
Lowe, Robert RB	147-805/7	8-13/0	15-104/2	12-90/1	8-36/0	15-47/0	30-248/3	20-91/0	22-88/0	17-88/1
Jones, Tyler QB	102-529/8	10-39/0	5-48/1	18-160/2	14-35/1	11-65/1	11-71/1	7-27/0	13-22/2	13-62/0
Nutall, Chris RB	35-176/4	5-13/1	15-92/2	5-17/0	3-4/1	7-50/0	DNP	DNP	DNP	-
Mayberry, S RB	14-61/0	5-21/0	9-40/0	-	-	-	-	DNP	DNP	DNP
Best, C.J. WR	6-58/0	-	-	1-13/0	-	1-9/0	2-0/0	-	-	2-36/0
Siudzinski, T RB	13-51/1	-	3-14/0	-	3-21/0	3-2/1	-	3-10/0	1-4/0	-
White, Connor QB	8-38/0	3-26/0	1-9/0	DNP	4-3/0	DNP	DNP	-	DNP	DNP
Kaba, Lumi K	1-11/0	1-11/0	-	-	-	-	-	-	-	-
Johnson, Steph	1-9/0	1-9/0	-	-	-	-	-	-	-	-
Gaines, Jafus WR	1-5/0	-	1-5/0	-	-	-	-	-	-	-
Mercer, Demun WR	1-4/0	-	1-4/0	-	-	-	-	-	-	-
Smith, Brandon WR	1-1/0	-	-	1-1/0	-	-	-	-	-	-
TEAM WR	2--3/0	DNP	DNP	-	DNP	DNP	DNP	1--2/0	1--1/0	-

INDIVIDUAL GAME-BY-GAME RECEIVING STATISTICS

RECEIVING	No-Yds/TD	FS	PVAM	USM	UH	UL	USA	GS	NMSU	GSU
Gaines, Jafus WR	32-393/2	1-3/0	4-92/1	8-78/0	6-60/0	1-13/0	2-30/0	2-38/1	3-43/0	5-36/0
Best, C.J. WR	41-391/0	6-43/0	-	8-74/0	3-35/0	6-70/0	5-32/0	-	6-74/0	7-63/0
Smith, Brandon WR	21-278/1	-	2-99/1	4-24/0	3-14/0	-	2-18/0	1-16/0	3-38/0	6-69/0
Carden, Ryan TE	25-243/0	3-12/0	DNP	2-26/0	5-43/0	1-6/0	2-12/0	5-27/0	2-56/0	5-61/0
Mercer, Demun WR	19-235/2	1-9/0	4-51/0	3-72/2	6-71/0	1-4/0	-	1-5/0	2-14/0	1-9/0
Lowe, Robert RB	16-136/3	1--1/0	-	3-16/0	-	2-41/1	2-13/0	1-1/0	4-55/1	3-11/1
Nutall, Chris RB	6-86/1	3-29/0	2-46/1	-	-	1-11/0	DNP	DNP	DNP	-
Garrey, Ryan WR	9-86/0	3-27/0	-	1-10/0	4-45/0	-	-	-	-	1-4/0
White, Lawrence TE	9-81/1	2-14/0	1-9/0	2-10/1	2-27/0	-	-	-	1-7/0	1-14/0
Siudzinski, T RB	1-33/0	-	-	-	-	1-33/0	-	-	-	-
Mayberry, S RB	5-26/0	1--2/0	3-26/0	-	1-2/0	-	-	DNP	DNP	DNP
French, Chris TE	4-24/1	2-14/1	2-10/0	DNP	DNP	DNP	DNP	DNP	DNP	DNP
Schrade, Gabe TE	1-11/0	1-11/0	-	-	-	-	-	-	-	-
Rhoades, Jack WR	1-5/0	1-5/0	-	-	-	-	-	-	-	-
Bowens, Kwamane WR	1-5/0	-	-	DNP	1-5/0	-	DNP	DNP	-	-
Gamble, Justin WR	1-4/0	1-4/0	DNP	DNP	DNP	DNP	DNP	DNP	DNP	DNP

INDIVIDUAL GAME-BY-GAME PASSING STATISTICS

Jones, Tyler	Att	Comp	Int	Pct	Yards	TD	Long	Sack	Yds	Effic
Florida State	25	16	0	64.0	100	0	25	1	12	97.6
PVAM	14	12	0	85.7	278	3	65	0	0	323.2
Houston	44	29	2	65.9	288	0	32	3	16	111.8
UL Lafayette	33	13	0	39.4	178	1	39	3	18	94.7
USA	23	13	1	56.5	105	0	24	1	10	86.2
Georgia Southern	25	10	1	40.0	87	1	23	1	1	74.4
NMSU	36	21	2	58.3	287	1	48	1	8	123.4
Georgia State	51	29	2	56.9	267	1	29	1	8	99.5
TOTALS	297	174	8	58.6	1900	10	65	14	95	118.0

White, Connor	Att	Comp	Int	Pct	Yards	TD	Long	Sack	Yds	Effic
Florida State	17	10	0	58.8	68	1	15	0	0	111.8
PVAM	8	6	0	75.0	55	0	20	0	0	132.8
Houston	6	2	0	33.3	14	0	9	1	8	52.9
Georgia Southern	1	0	1	0.0	0	0	0	0	0	-200.0
TOTALS	32	18	1	56.2	137	1	20	1	8	96.3

INDIVIDUAL GAME-BY-GAME PUNT RETURNS

Punt Returns	No-Yds	FS	PVAM	USM	UH	UL	USA	GS	NMSU	GSU
McDowell, B	9-148	1-10	3-101	1-19	-	-	2-3	-	1-13	1-2
Watts, Tyler	1-0	DNP	DNP	DNP	DNP	DNP	DNP	DNP	1-0	DNP

INDIVIDUAL GAME-BY-GAME KICKOFF RETURNS

Kick Returns	No-Yds	FS	PVAM	USM	UH	UL	USA	GS	NMSU	GSU
Smith, Brandon	24-578	2-37	3-79	6-122	4-70	4-158	-	-	1-26	4-86
Gaines, Jafus	6-110	1-14	-	-	1-23	-	3-55	1-18	-	-
Carden, Ryan	3-24	-	DNP	1-4	-	2-20	-	-	-	-
Bowens, Kwamane	1-24	-	-	DNP	1-24	-	DNP	DNP	-	-
Woodard, D	1-12	-	-	-	-	1-12	-	-	DNP	DNP



INDIVIDUAL GAME-BY-GAME ALL-PURPOSE YARDS

Player	No-Yds	FSU	PVAM	USM	UH	UL	USA	GS	NMSU	GSU
Lowe, Robert	941	12	104	106	36	88	261	92	143	99
Smith, Brandon	857	37	178	147	84	158	18	16	64	155
Jones, Tyler	529	39	48	160	35	65	71	27	22	62
Gaines, Jafus	508	17	97	78	83	13	85	56	43	36
Best, C.J.	449	43	-	87	35	79	32	-	74	99
Carden, Ryan	267	12	DNP	30	43	26	12	27	56	61
Nutall, Chris	262	42	138	17	4	61	DNP	DNP	DNP	-
McDowell, B	248	10	101	19	-	-	103	-	13	2
Mercer, Demun	239	9	55	72	71	4	-	5	14	9
Mayberry, S	87	19	66	-	2	-	-	DNP	DNP	DNP
Garrey, Ryan	86	27	-	10	45	-	-	-	-	4
Siudzinski, T	84	-	14	-	21	35	-	10	4	-
White, Lawrence	81	14	9	10	27	-	-	-	7	14
White, Connor	38	26	9	DNP	3	DNP	DNP	-	DNP	DNP
Bowens, Kwamane	29	-	-	DNP	29	-	DNP	DNP	-	-
French, Chris	24	14	10	DNP	DNP	DNP	DNP	DNP	DNP	DNP
Woodard, D	12	-	-	-	-	12	-	-	DNP	DNP
Schrade, Gabe	11	11	-	-	-	-	-	-	-	-
Kaba, Lumi	11	11	-	-	-	-	-	-	-	-
Johnson, Steph	9	9	-	-	-	-	-	-	-	-
Rhoades, Jack	5	5	-	-	-	-	-	-	-	-
Gamble, Justin	4	4	DNP	DNP	DNP	DNP	DNP	DNP	DNP	DNP
TEAM	-3	-	-	-	-	-	-	-2	-1	-

INDIVIDUAL GAME-BY-GAME TACKLES STATISTICS

TOTAL TACKLES	UA-A	TOT	FS	PVAM	USM	UH	UL	USA	GS	NMSU	GSU
Alexcee, Damani DB	56-14	70	5-1	4-0	5-2	1-6	12-0	7-3	5-2	12-0	5-0
McGowan, Trey LB	35-20	55	2-1	1-0	6-5	6-2	1-0	4-5	5-3	7-2	3-2
Jeter-Gilmon, J DE	37-8	45	DNP	DNP	4-1	4-1	8-1	5-2	DNP	8-3	8-0
Shaw, Aaron DE	36-8	44	1-0	2-0	0-1	0-3	9-1	6-3	10-0	1-0	7-0
Mims, David DB	37-6	43	2-1	9-0	3-0	2-3	5-1	3-1	2-0	8-0	3-0
McClarty, D DT	17-15	32	1-4	0-3	4-1	DNP	DNP	1-2	4-2	4-2	3-1
Berry, Karee DE	18-14	32	1-3	-	2-1	1-2	2-0	2-2	3-3	4-2	3-1
McDowell, B DB	25-7	32	2-1	0-1	4-0	2-5	2-0	3-0	3-0	8-0	1-0
Davis, Ishmael LB	20-5	25	1-0	2-1	-	1-1	4-1	1-0	9-1	1-1	1-0
Rosemond, Dila DB	19-5	24	4-1	5-0	2-1	2-2	DNP	1-0	3-0	2-1	-
Johnson, Steph DB	15-9	24	1-1	1-0	3-1	6-3	1-0	1-1	-	1-0	1-3
Dallas, Marcus DE	17-5	22	0-1	1-0	-	1-0	6-0	3-1	2-2	3-0	1-1
O'Roy, Javante	12-8	20	2-0	2-2	-	1-2	DNP	1-1	1-0	2-2	3-1
Anyama, Easy DB	11-8	19	1-2	3-2	2-0	1-2	3-1	1-1	DNP	-	DNP
Smith, Stephen LB	10-7	17	2-2	DNP	3-2	1-2	2-0	1-0	DNP	0-1	1-0
Gay, Tim LB	11-6	17	2-3	2-2	1-0	DNP	-	1-0	3-1	-	2-0
Clanton, Donta DB	14-3	17	3-2	-	DNP	1-0	-	3-1	4-0	DNP	3-0
Dillon, Mershad DT	10-6	16	1-0	1-1	2-1	0-1	DNP	1-2	2-1	2-0	1-0
Elvoid, Dondre DL	6-6	12	-	2-2	-	DNP	2-1	0-2	1-0	0-1	1-0
Gonzales, H DT	4-8	12	-	0-1	0-1	2-2	1-1	-	1-3	-	DNP
Woodard, D DB	8-3	11	5-2	-	1-0	-	1-0	1-1	-	DNP	DNP
Nikocevic, R DE	5-6	11	1-1	2-3	0-1	0-1	-	-	1-0	-	1-0
Pearson, R DE	6-4	10	2-1	2-1	-	1-0	DNP	0-2	-	1-0	DNP
Dailey, Darnell LB	5-5	10	1-1	2-2	-	2-2	-	DNP	-	DNP	DNP
Banks, Jeff DE	6-3	9	-	0-1	1-0	1-1	-	1-0	0-1	2-0	1-0
Fitzgerald, T LB	4-3	7	1-0	1-1	-	2-1	0-1	DNP	-	-	-
Brown, Camyron DB	6-0	6	1-0	1-0	-	-	-	-	2-0	1-0	1-0
Guidry III, CI DB	5-0	5	-	1-0	DNP	DNP	3-0	-	-	-	1-0
Hood, Darius DT	2-2	4	-	0-1	DNP	1-1	1-0	DNP	DNP	DNP	DNP
Aneke, Andrew DB	3-0	3	-	2-0	DNP	-	1-0	DNP	DNP	DNP	DNP
Gambrell, C DE	3-0	3	DNP	-	DNP	DNP	3-0	-	DNP	-	DNP
Kaba, Lumi	3-0	3	1-0	-	-	-	-	-	1-0	-	1-0
Beal, Kendall DT	0-3	3	-	0-1	-	0-2	-	DNP	DNP	-	-
Bowens, Kwamane	1-1	2	-	-	DNP	0-1	-	DNP	DNP	1-0	-
Gaines, Jafus	2-0	2	-	-	-	-	-	1-0	-	-	1-0
Mercer, Demun	2-0	2	-	-	-	2-0	-	-	-	-	-
Langi, Inoke	1-1	2	0-1	-	-	-	-	-	-	1-0	-
Anderson, Bo LB	2-0	2	-	2-0	DNP	DNP	DNP	DNP	DNP	DNP	DNP
Beck, Landon DT	2-0	2	-	2-0	-	DNP	DNP	DNP	-	DNP	DNP
Trevillion, W	0-1	1	DNP	0-1	DNP	-	DNP	DNP	-	DNP	DNP
Siudzinski, T	0-1	1	-	-	-	-	-	-	-	0-1	-
Bingham, Nick	1-0	1	DNP	DNP	DNP	DNP	DNP	DNP	1-0	DNP	-
Sullivan, Blair	1-0	1	-	DNP	-	-	1-0	-	-	DNP	-
Lowe, Robert	1-0	1	-	-	-	-	-	-	1-0	-	-
Blades, Tyler DB	0-1	1	0-1	DNP	DNP	-	-	DNP	DNP	DNP	DNP



INDIVIDUAL GAME-BY-GAME TACKLES FOR LOSSES

TACKLES FOR LOSS	UA-A	TOT	FS	PVAM	USM	HOU	UL	USA	GS	NMSU	GSU
Berry, Karee DE	3-3	4.5	0.5-5	-	0.5-1	1.5-5	-	-	-	2.0-8	-
Banks, Jeff DE	4-0	4.0	-	-	1.0-2	-	-	1.0-3	-	1.0-1	1.0-2
Mims, David DB	3-2	4.0	-	1.0-2	-	1.0-1	-	-	-	2.0-8	-
Nikocevic, R DE	3-1	3.5	-	2.5-14	-	-	-	-	1.0-1	-	-
Alexcee, Damani DB	3-0	3.0	-	1.0-6	2.0-8	-	-	-	-	-	-
Dallas, Marcus DE	3-0	3.0	-	-	-	-	-	2.0-18	-	1.0-1	-
Elvoid, Dondre DL	2-1	2.5	-	1.0-3	-	DNP	-	0.5-3	-	-	1.0-2
Dillon, Mershad DT	2-0	2.0	-	-	1.0-1	-	DNP	-	-	-	1.0-3
Pearson, R DE	2-0	2.0	-	1.0-11	-	-	DNP	-	-	1.0-1	DNP
Woodard, D DB	1-1	1.5	1.5-14	-	-	-	-	-	-	DNP	DNP
McDowell, B DB	1-1	1.5	-	0.5-1	-	-	-	-	-	1.0-2	-
O'Roy, Javante	1-1	1.5	1.0-3	0.5-1	-	-	DNP	-	-	-	-
Smith, Stephen LB	1-1	1.5	1.0-1	DNP	0.5-1	-	-	-	DNP	-	-
McClarty, D DT	1-1	1.5	-	-	1.0-3	DNP	DNP	0.5-2	-	-	-
Rosemond, Dila DB	1-0	1.0	-	-	-	-	DNP	-	-	1.0-1	-
Shaw, Aaron DE	1-0	1.0	-	-	-	-	-	-	1.0-10	-	-
Beck, Landon DT	1-0	1.0	-	1.0-6	-	DNP	DNP	DNP	-	DNP	DNP
Dailey, Darnell LB	1-0	1.0	-	1.0-5	-	-	-	DNP	-	DNP	DNP
Jeter-Gilmon, J DE	1-0	1.0	DNP	DNP	-	-	-	-	DNP	-	1.0-2
Davis, Ishmael LB	1-0	1.0	-	-	-	-	-	-	1.0-2	-	-
Hood, Darius DT	0-1	0.5	-	0.5-0	DNP	-	-	DNP	DNP	DNP	DNP
Fitzgerald, T LB	0-1	0.5	-	0.5-1	-	-	-	DNP	-	-	-
Johnson, Steph DB	0-1	0.5	-	-	-	0.5-1	-	-	-	-	-
Anyama, Easy DB	0-1	0.5	-	0.5-2	-	-	-	-	DNP	-	DNP

INDIVIDUAL GAME-BY-GAME SACKS

SACKS	UA-A	TOT	FS	PVAM	USM	HOU	UL	USA	GS	NMSU	GSU
Berry, Karee DE	2-0	2.0	-	-	-	1.0-4	-	-	-	1.0-7	-
Alexcee, Damani DB	2-0	2.0	-	1.0-6	1.0-6	-	-	-	-	-	-
Dallas, Marcus DE	2-0	2.0	-	-	-	-	-	2.0-18	-	-	-
Mims, David DB	1-0	1.0	-	-	-	-	-	-	-	1.0-6	-
Aneke, Andrew DB	1-0	1.0	-	1.0-0	DNP	-	-	DNP	DNP	DNP	DNP
Woodard, D DB	1-0	1.0	1.0-10	-	-	-	-	-	-	DNP	DNP
Pearson, R DE	1-0	1.0	-	1.0-11	-	-	DNP	-	-	-	DNP
Shaw, Aaron DE	1-0	1.0	-	-	-	-	-	-	1.0-10	-	-
Smith, Stephen LB	1-0	1.0	1.0-1	DNP	-	-	-	-	DNP	-	-
Elvoid, Dondre DL	0-1	0.5	-	-	-	DNP	-	0.5-3	-	-	-
McClarty, D DT	0-1	0.5	-	-	-	DNP	DNP	0.5-2	-	-	-

INDIVIDUAL GAME-BY-GAME INTERCEPTION RETURNS

Player	No-Yds	FSU	PVAM	USM	UH	UL	USA	NMSU	GSU
Johnson, Stephan	2-0.0	-	-	-	-	-	-	-	2-0.0

INDIVIDUAL GAME-BY-GAME FUMBLES FORCED AND RECOVERED

FUMBLES FORCED	Number	FS	PVAM	USM	HOU	UL	USA	GS	NMSU	GSU
Gay, Tim FB	1	-	1	-	DNP	-	-	-	-	-
Alexcee, Damani	1	-	1	-	-	-	-	-	-	-
McGowan, Trey	1	-	-	1	-	-	-	-	-	-
Nikocevic, R	1	-	-	-	-	-	-	1	-	-
O'Roy, Javante	1	-	-	-	-	DNP	-	-	1	-
Shaw, Aaron	1	-	-	-	-	-	-	1	-	-

FUMBLES RECOVERED	Number	FS	PVAM	USM	HOU	UL	USA	GS	NMSU	GSU
McGowan, Trey	2	-	1	-	-	-	-	1	-	-
McDowell, B	1	-	-	1	-	-	-	-	-	-
Clanton, Donta	1	1	-	DNP	-	-	-	-	DNP	-
Shaw, Aaron	1	-	-	-	-	-	-	1	-	-
Berry, Karee	1	-	-	-	-	-	-	1	-	-
McClarty, D	1	-	1	-	DNP	DNP	-	-	-	-



INDIVIDUAL SINGLE GAME SUPERLATIVES

TEXAS STATE GAME HIGHS

Rushes	30	Lowe, Robert vs USA (Oct 24, 2015)
Yards Rushing	248	Lowe, Robert vs USA (Oct 24, 2015)
TD Rushes	3	Lowe, Robert vs USA (Oct 24, 2015)
Long Rush	66	Jones, Tyler vs USM (Sep 19, 2015)
Pass attempts	51	Jones, Tyler vs Georgia State (Nov 14, 2015)
Pass completions	31	Jones, Tyler vs USM (Sep 19, 2015)
Yards Passing	310	Jones, Tyler vs USM (Sep 19, 2015)
TD Passes	3	Jones, Tyler vs PVAM (Sep 12, 2015) Jones, Tyler vs USM (Sep 19, 2015)
Long Pass	65	Jones, Tyler vs PVAM (Sep 12, 2015)
Receptions	8	Best, C.J. vs USM (Sep 19, 2015) Gaines, Jafus vs USM (Sep 19, 2015)
Yards Receiving	99	Smith, Brandon vs PVAM (Sep 12, 2015)
TD Receptions	2	Mercer, Demun vs USM (Sep 19, 2015)
Long Reception	65	Smith, Brandon vs PVAM (Sep 12, 2015)
Field Goals	2	Kaba, Lumi vs USM (Sep 19, 2015) Kaba, Lumi at Georgia Southern (Oct 29, 2015) Kaba, Lumi vs Georgia State (Nov 14, 2015)
Long Field Goal	50	Kaba, Lumi vs Georgia State (Nov 14, 2015)
Punts	7	Kaba, Lumi at Florida State (Sep 05, 2015) Kaba, Lumi at Louisiana (Oct 10, 2015) Kaba, Lumi vs USA (Oct 24, 2015)
Punting Avg	51.2	Kaba, Lumi vs Georgia State (Nov 14, 2015)
Long Punt	69	Kaba, Lumi vs USA (Oct 24, 2015)
Punts inside 20	5	Kaba, Lumi vs USA (Oct 24, 2015)
Long Punt Return	95	McDowell, B vs PVAM (Sep 12, 2015)
Long Kickoff Return	95	Smith, Brandon at Louisiana (Oct 10, 2015)
Tackles	12	Alexcee, Damani at Louisiana (Oct 10, 2015) Alexcee, Damani vs NMSU (Nov 07, 2015)
Sacks	2.0	Dallas, Marcus vs USA (Oct 24, 2015)
Tackles For Loss	2.5	Nikocevic, R vs PVAM (Sep 12, 2015)
Interceptions	2	Johnson, Steph vs Georgia State (Nov 14, 2015)

OPPONENT GAME HIGHS

Rushes	31	Rose III, Larry, vs NMSU (Nov 07, 2015)
Yards Rushing	230	RICHARD, Jalen, vs USM (Sep 19, 2015)
TD Rushes	4	RICHARD, Jalen, vs USM (Sep 19, 2015)
Long Rush	64	RICHARD, Jalen, vs USM (Sep 19, 2015) W. Fields, at Georgia Southern (Oct 29, 2015)
Pass attempts	45	Jeanty, Nick, vs NMSU (Nov 07, 2015)
Pass completions	25	Green, Trey, vs PVAM (Sep 12, 2015)
Yards Passing	471	Arbuckle, Nick, vs Georgia State (Nov 14, 2015)
TD Passes	4	Golson, E., at Florida State (Sep 05, 2015) MULLENS, Nick, vs USM (Sep 19, 2015) WARD Jr., Greg, at Houston (Sep 26, 2015) Arbuckle, Nick, vs Georgia State (Nov 14, 2015)
Long Pass	77	Jeanty, Nick, vs NMSU (Nov 07, 2015)
Receptions	9	Riles, Al, at Louisiana (Oct 10, 2015)
Yards Receiving	177	Davis, Robert, vs Georgia State (Nov 14, 2015)
TD Receptions	2	MARTIN, Casey, vs USM (Sep 19, 2015) AYERS, Demarcus, at Houston (Sep 26, 2015) Robinson, Jamal, at Louisiana (Oct 10, 2015) Harden, Donovan, vs Georgia State (Nov 14, 2015)
Long Reception	77	Rose III, Larry, vs NMSU (Nov 07, 2015)
Field Goals	3	Y. Koo, at Georgia Southern (Oct 29, 2015)
Long Field Goal	44	Y. Koo, at Georgia Southern (Oct 29, 2015) Lutz, Wil, vs Georgia State (Nov 14, 2015)
Punts	6	Aleem Sunanon, vs USA (Oct 24, 2015)
Punting Avg	44.4	Torres, Anthony, vs NMSU (Nov 07, 2015)
Long Punt	70	Torres, Anthony, vs NMSU (Nov 07, 2015)
Punts inside 20	3	Aleem Sunanon, vs USA (Oct 24, 2015)
Long Punt Return	60	D. Keaton, at Georgia Southern (Oct 29, 2015)
Long Kickoff Return	100	Brazil, Jeryl, at Louisiana (Oct 10, 2015)
Tackles	15	Blake Dees, vs USA (Oct 24, 2015)
Sacks	1.0	Marshall, T., at Florida State (Sep 05, 2015) SMITH, Michael, vs USM (Sep 19, 2015) BRADLEY, Dylan, vs USM (Sep 19, 2015) EGBULE, Emeke, at Houston (Sep 26, 2015) TAYLOR, Steven, at Houston (Sep 26, 2015) ROBERTS, E., at Houston (Sep 26, 2015) BOWSER, Tyus, at Houston (Sep 26, 2015) Jones, Dominick, at Louisiana (Oct 10, 2015) Tovell, D., at Louisiana (Oct 10, 2015) Winston, Blain, at Louisiana (Oct 10, 2015) DeMarion Harper, vs USA (Oct 24, 2015) J. Ellison, at Georgia Southern (Oct 29, 2015) Meredith, S, vs NMSU (Nov 07, 2015) Strickland, T., vs Georgia State (Nov 14, 2015)
Tackles For Loss	3.0	A. Williams, at Georgia Southern (Oct 29, 2015)
Interceptions	2	Nwangwa, Jacob, vs NMSU (Nov 07, 2015)

2015 GAME-BY-GAME CAPTAINS

at Florida State	Bellard	Gay	Jones	Rosemond
vs. PVAM	Rhoades	White	Alexcee	McGowan
vs. Southern Miss	Alexcee	Lowe	Gay	Gaines
at Houston	Jones	Bellard	Sarabia	Gaines
at UL Lafayette	Mims	Lowe	McGowan	Bellard
vs. South Alabama	Jones	Rhoades	White	Nikocevic
at Georgia Southern	White	Mims	Gaines	McGowan
vs. New Mexico State	Lowe	Gay	Alexcee	Nikocevic
vs. Georgia State	Rhoades	Bellard	Alexcee	Nikocevic

INDIVIDUAL GAME-BY-GAME LEADERS

Date	Opponent	Score	Rushing Yards (Att-Yds-TD)	Passing (Comp.-Att-Yds-TD)	Receiving Yards (Rec-Yds-TD)	Tackles
Sept. 5	at Florida State	L, 59-16	Tyler Jones (10-39-0)	Tyler Jones (16-25-100-0)	C.J. Best (6-43-0)	Demetrius Woodard (7)
Sept. 12	vs. PVAM	W, 63-24	Robert Lowe (15-104-2)	Tyler Jones (12-14-278-3)	Jafus Gaines (4-92-1)	David Mims (9)
Sept. 19	vs. Southern Miss	L, 56-50	Tyler Jones (18-160-2)	Tyler Jones (31-46-310-3)	Jafus Gaines (8-78-0)	Trey McGowan (11)
Sept. 26	at Houston	L, 14-59	Robert Lowe (8-36-0)	Tyler Jones (29-44-288-0)	Demun Mercer (6-71-0)	Stephan Johnson (9)
Oct. 10	at UL Lafayette	L, 27-49	Tyler Jones (11-65-1)	Tyler Jones (13-33-178-1)	C.J. Best (6-70-0)	Damani Alexcee (12)
Oct. 24	vs. South Alabama	W, 36-18	Robert Lowe (30-248-3)	Tyler Jones (13-23-105-0)	C.J. Best (5-32-0)	Damani Alexcee (10)
Oct. 29	at Georgia Southern	L, 13-37	Robert Lowe (20-91-0)	Tyler Jones (10-25-87-1)	Jafus Gaines (2-38-1)	Aaron Shaw (10) Ishmael Davis (10)
Nov. 7	vs. New Mexico State	L, 21-31	Robert Lowe (22-88-0)	Tyler Jones (21-36-287-1)	C.J. Best (6-74-0)	Damani Alexcee (12)
Nov. 14	vs. Georgia State	L, 19-41	Robert Lowe (17-88-1)	Tyler Jones (29-51-267-1)	C.J. Best (7-63-0)	Jerrid Jeter-Gilmon (8)



TEAM SINGLE GAME SUPERLATIVES

TEXAS STATE GAME HIGHS

Rushes	50	vs PVAM (Sep 12, 2015)
Yards Rushing	319	vs USA (Oct 24, 2015)
Yards Per Rush	7.6	vs USM (Sep 19, 2015)
TD Rushes	5	vs PVAM (Sep 12, 2015)
Pass attempts	52	vs Georgia State (Nov 14, 2015)
Pass completions	31	vs USM (Sep 19, 2015) at Houston (Sep 26, 2015)
Yards Passing	333	vs PVAM (Sep 12, 2015)
Yards Per Pass	15.1	vs PVAM (Sep 12, 2015)
TD Passes	3	vs PVAM (Sep 12, 2015) vs USM (Sep 19, 2015)
Total Plays	84	vs Georgia State (Nov 14, 2015)
Total Offense	649	vs PVAM (Sep 12, 2015)
Yards Per Play	9.0	vs PVAM (Sep 12, 2015)
Points	63	vs PVAM (Sep 12, 2015)
Sacks By	3	vs PVAM (Sep 12, 2015) vs USA (Oct 24, 2015)
First Downs	29	vs PVAM (Sep 12, 2015) vs USM (Sep 19, 2015)
Penalties	11	vs USA (Oct 24, 2015)
Penalty Yards	113	vs PVAM (Sep 12, 2015)
Turnovers	4	at Houston (Sep 26, 2015)
Interceptions By	2	vs Georgia State (Nov 14, 2015)
Punts	7	at Florida State (Sep 05, 2015) at Louisiana (Oct 10, 2015) vs USA (Oct 24, 2015)
Punting Avg	51.2	vs Georgia State (Nov 14, 2015)
Long Punt	69	vs USA (Oct 24, 2015)
Punts inside 20	5	vs USA (Oct 24, 2015)
Long Punt Return	95	vs PVAM (Sep 12, 2015)

OPPONENT TEAM GAME HIGHS

Rushes	67	at Georgia Southern (Oct 29, 2015)
Yards Rushing	503	at Georgia Southern (Oct 29, 2015)
Yards Per Rush	7.5	at Georgia Southern (Oct 29, 2015)
TD Rushes	4	vs USM (Sep 19, 2015) at Georgia Southern (Oct 29, 2015)
Pass attempts	45	vs PVAM (Sep 12, 2015) vs NMSU (Nov 07, 2015)
Pass completions	29	vs PVAM (Sep 12, 2015)
Yards Passing	471	vs Georgia State (Nov 14, 2015)
Yards Per Pass	13.5	at Houston (Sep 26, 2015)
TD Passes	5	at Florida State (Sep 05, 2015)
Total Plays	93	vs NMSU (Nov 07, 2015)
Total Offense	689	at Houston (Sep 26, 2015)
Yards Per Play	8.9	vs Georgia State (Nov 14, 2015)
Points	59	at Florida State (Sep 05, 2015) at Houston (Sep 26, 2015)
Sacks By	4	at Houston (Sep 26, 2015)
First Downs	30	at Florida State (Sep 05, 2015)
Penalties	16	vs USA (Oct 24, 2015)
Penalty Yards	130	vs USM (Sep 19, 2015)
Turnovers	3	at Georgia Southern (Oct 29, 2015)
Interceptions By	2	at Houston (Sep 26, 2015) at Georgia Southern (Oct 29, 2015) vs NMSU (Nov 07, 2015) vs Georgia State (Nov 14, 2015)
Punts	8	vs USA (Oct 24, 2015)
Punting Avg	44.4	vs NMSU (Nov 07, 2015)
Long Punt	70	vs NMSU (Nov 07, 2015)
Punts inside 20	4	vs USA (Oct 24, 2015)
Long Punt Return	60	at Georgia Southern (Oct 29, 2015)

2015 GAME-BY-GAME STARTERS

OFFENSE	QB	RB	WR	WR	TE/WR	TE/RB	QT	QG	C	SG	ST
at Florida State	Jones	Lowe	Gaines	B. Smith	White	Carden	Bellard	Sarabia	Cattaneo	Romero	Melton
vs. Prairie View A&M	Jones	Lowe	Gaines	Mercer	White	Schrade	Bellard	Sarabia	Cattaneo	Romero	Melton
vs. Southern Miss	Jones	Lowe	Gaines	B. Smith	Best	Carden	Bellard	Sarabia	Cattaneo	Romero	Melton
at Houston	Jones	Lowe	Gaines	B. Smith	White	Carden	Bellard	Sarabia	Cattaneo	Romero	Melton
at UL Lafayette	Jones	Lowe	Gaines	B. Smith	Best	Nutall	Bellard	Sarabia	Cattaneo	Romero	Melton
vs. South Alabama	Jones	Lowe	Gaines	B. Smith	Best	Carden	Bellard	Sarabia	Hoskins	Crawford	Melton
at Georgia Southern	Jones	Lowe	Gaines	B. Smith	Best	Carden	Bellard	Sarabia	Mizerak	Crawford	Melton
vs. New Mexico State	Jones	Lowe	Gaines	B. Smith	Best	Carden	Bellard	Sarabia	Mizerak	Schoenborn	Melton
vs. Georgia State	Jones	Lowe	Gaines	B. Smith	Best	Carden	Bellard	Sarabia	Cattaneo	Schoenborn	Melton

DEFENSE	Bandit	NT	DT	DE/LB/	Mike	Stinger	FS	Rover	Wolf/BC	FC	BC
at Florida State	Berry	McClarty	Nikocevic	Smith	McGowan	Gay	Rosemond	Alexcee	Anyama	McDowell	Mims
vs. Prairie View A&M	Banks	McClarty	Dillon	Nikocevic	McGowan	Gay	Rosemond	Alexcee	Anyama	McDowell	Mims
vs. Southern Miss	Berry	McClarty	Dillon	Nikocevic	McGowan	Gay	Rosemond	Alexcee	Anyama	McDowell	Mims
at Houston	Berry	Dillon	Nikocevic	Banks	McGowan	Jeter-Gilmon	Johnson	Alexcee	Anyama	McDowell	Mims
at UL Lafayette	Berry	Gonzales	Gambrell	Elvoid	McGowan	Jeter-Gilmon	Shaw	Alexcee	Anyama	Guidry	Mims
vs. South Alabama	Berry	McClarty	Dillon	Dallas, Jr.	McGowan	Jeter-Gilmon	Shaw	Alexcee	Rosemond	McDowell	Mims
at Georgia Southern	Berry	McClarty	Dillon	Dallas, Jr.	McGowan	Davis	Shaw	Alexcee	Rosemond	McDowell	Mims
vs. New Mexico State	Berry	McClarty	Dillon	Dallas, Jr.	Jeter-Gilmon	McGowan	Shaw	Alexcee	Rosemond	McDowell	Mims
vs. Georgia State	Berry	McClarty	Banks	Dallas, Jr.	Jeter-Gilmon	McGowan	Shaw	Alexcee	O'Roy	McDowell	Mims



TEAM GAME BY GAME STATISTICS

Opponent	-----RUSHING-----				--RECEIVING--				-----PASSING-----				--KICK RET--				--PUNT RET--				tot off
	No.	Yds	TD	Lg	No.	Yds	TD	Lg	Cmp-Att-Int	Yds	TD	Lg	No	Yds	TD	Lg	No	Yds	TD	Lg	
at Florida State	33	132	1	26	26	168	1	25	26-42-0	168	1	25	3	51	0	20	1	10	0	10	300
PVAM	50	316	5	27	18	333	3	65	18-22-0	333	3	65	3	79	0	33	3	101	1	95	649
USM	37	281	3	66	31	310	3	36	31-46-0	310	3	36	7	126	0	26	1	19	0	19	591
at Houston	32	99	2	15	31	302	0	32	31-50-2	302	0	32	6	117	0	24	0	0	0	0	401
at UL Lafayette	37	173	2	31	13	178	1	39	13-33-0	178	1	39	7	190	1	95	0	0	0	0	351
USA	43	319	4	54	13	105	0	24	13-23-1	105	0	24	3	55	0	23	2	3	0	3	424
at Ga Southern	31	126	0	23	10	87	1	23	10-27-2	87	1	23	1	18	0	18	0	0	0	0	213
NMSU	37	113	2	22	21	287	1	48	21-36-2	287	1	48	1	26	0	26	2	13	0	13	400
GEORGIA STATE	32	186	1	19	29	267	1	29	29-52-2	267	1	29	4	86	0	25	1	2	0	2	453
Totals	332	1745	20	66	192	2037	11	65	192-331-9	2037	11	65	35	748	1	95	10	148	1	95	3782
Opponent	429	2456	23	64	179	2582	24	77	179-271-2	2582	24	77	15	559	1	100	16	169	0	60	5038

Opponent	-----TACKLES-----			--SACKS--		--FUMBLE--		Pass				Blkd		--Kicks--XPTS--			Pts
	Solo	Ast	Total	TFL-Yds	No-Yds	FF	FR-Yds	Int-Yds	QBH	Brk	Kick	Att-Mad	Run	Rcv	Saf		
at Florida State	43	30	73	4.0-23	2.0-11	0	1-0	0-0	0	2	0	2-1	0	0	0	16	
PVAM	50	26	76	11.0-52	3.0-17	2	2-0	0-0	3	3	0	7-7	0	1	0	63	
USM	43	18	61	6.0-16	1.0-6	1	1-0	0-0	5	2	0	5-4	0	1	1	50	
at Houston	41	46	87	3.0-7	1.0-4	0	0-0	0-0	0	0	0	2-2	0	0	0	14	
at UL Lafayette	68	8	76	0.0-0	0.0-0	0	0-0	0-0	0	3	0	4-3	0	0	0	27	
USA	48	30	78	4.0-26	3.0-23	0	0-0	0-0	0	4	0	4-3	0	0	0	36	
at Ga Southern	45	38	83	3.0-13	1.0-10	2	3-0	0-0	0	0	0	1-1	0	0	0	13	
NMSU	69	16	85	9.0-22	2.0-13	1	0-0	0-0	3	4	0	3-3	0	0	0	21	
GEORGIA STATE	53	9	62	4.0-9	0.0-0	0	0-0	2-0	1	2	0	1-1	0	0	0	19	
Totals	479	202	681	44.0-168	13.0-84	6	7-0	2-0	12	20	0	29-25	0	2	1	259	
Opponent	451	135	586	50.0-182	15.5-103	5	7-24	9-43	17	25	1	48-48	0	1	0	374	

Opponent	-----PUNTING-----					----FIELD GOALS----					-----KICKOFFS-----						
	No	Yds	Avg	Long	Blkd	TB	FC	50+	I20	Att-Made	Lg	Blkd	No	Yds	Avg	TB	OB
at Florida State	7	326	46.6	57	0	0	1	2	3	1-1	26	0	4	259	64.8	1	0
PVAM	1	37	37.0	37	0	0	1	0	0	2-0	0	0	10	654	65.4	7	0
USM	4	147	36.8	49	0	0	1	0	1	3-2	33	0	7	440	62.9	7	0
at Houston	6	236	39.3	48	0	0	4	0	0	0-0	0	0	3	195	65.0	3	0
at UL Lafayette	7	296	42.3	60	0	0	2	2	1	0-0	0	0	5	279	55.8	3	1
USA	7	334	47.7	69	0	0	1	2	5	1-1	36	0	6	390	65.0	4	0
at Georgia Southern	5	243	48.6	52	0	0	0	4	1	2-2	33	0	4	257	64.2	2	0
NMSU	5	249	49.8	66	0	1	0	3	3	1-0	0	0	4	251	62.8	1	0
GEORGIA STATE	5	256	51.2	65	0	0	3	2	0	3-2	50	0	5	330	66.0	4	0
Totals	47	2124	45.2	69	0	1	13	15	14	13-8	50	0	48	3055	63.6	32	1
Opponent	33	1329	40.3	70	0	3	13	7	11	14-10	44	0	69	4176	60.5	29	3



THIRD-DOWN CONVERSIONS BY QUARTER

Opponent	Score	Overall	1st Qtr	2nd Qtr	3rd Qtr	4th Qtr	OT
at Florida State	L 16-59	4-17 23.5%	1-4 25.0%	2-6 33.3%	0-2 0.0%	1-5 20.0%	
PVAM	W 63-24	6-10 60.0%	2-2 100.0%	3-3 100.0%	1-3 33.3%	0-2 0.0%	
Southern Miss	L 50-56	6-16 37.5%	0-2 0.0%	3-4 75.0%	1-5 20.0%	2-5 40.0%	
Houston	L 14-59	7-19 36.8%	2-3 66.7%	1-6 16.7%	2-5 40.0%	2-5 40.0%	
at UL Lafayette	L 27-49	4-15 26.7%	1-2 50.0%	1-6 16.7%	0-3 0.0%	2-4 50.0%	
USA	W 36-18	5-14 35.7%	1-3 33.3%	2-3 66.7%	0-4 0.0%	2-4 50.0%	
at Georgia Southern	L 13-37	6-14 42.9%	2-4 50.0%	1-5 20.0%	1-2 50.0%	2-3 66.7%	
NMSU	L 21-31	7-15 46.7%	2-4 50.0%	2-3 66.7%	1-4 25.0%	2-4 50.0%	
Georgia State	L 19-41	4-15 26.7%	1-4 25.0%	0-3 0.0%	1-3 33.3%	2-5 40.0%	
Texas State		49-135 36.3%	12-28 42.9%	15-39 38.5%	7-31 22.6%	15-37 40.5%	0-0 0.0%
Opponents		69-136 50.7%	13-32 40.6%	17-38 44.7%	23-36 63.9%	16-30 53.3%	0-0 0.0%

FOURTH-DOWN CONVERSIONS

Opponent	Score	Overall	1st Qtr	2nd Qtr	3rd Qtr	4th Qtr	OT
at Florida State	L 16-59	3-5 60.0%	0-1 0.0%	1-1 100.0%	0-0 0.0%	2-3 66.7%	
PVAM	W 63-24	1-1 100.0%	0-0 0.0%	0-0 0.0%	1-1 100.0%	0-0 0.0%	
USM	L 50-56	2-3 66.7%	0-0 0.0%	0-0 0.0%	0-0 0.0%	2-3 66.7%	
at Houston	L 14-59	1-2 50.0%	0-0 0.0%	0-0 0.0%	0-0 0.0%	1-2 50.0%	
at UL Lafayette	L 27-49	3-4 75.0%	0-0 0.0%	2-2 100.0%	0-0 0.0%	1-2 50.0%	
USA	W 36-18	0-0 0.0%	0-0 0.0%	0-0 0.0%	0-0 0.0%	0-0 0.0%	
at Georgia Southern	L 13-37	0-1 0.0%	0-0 0.0%	0-1 0.0%	0-0 0.0%	0-0 0.0%	
NMSU	L 21-31	2-2 100.0%	0-0 0.0%	0-0 0.0%	1-1 100.0%	1-1 100.0%	
Georgia State	L 19-41	1-3 33.3%	0-0 0.0%	1-1 100.0%	0-0 0.0%	0-2 0.0%	
Texas State		13-21 61.9%	0-1 0.0%	4-5 80.0%	2-2 100.0%	7-13 53.8%	0-0 0.0%
Opponents		9-18 50.0%	2-5 40.0%	4-7 57.1%	2-2 100.0%	1-4 25.0%	0-0 0.0%

TIME OF POSSESSION

Opponent	Score	Overall	1st Qtr	2nd Qtr	3rd Qtr	4th Qtr	OT
at Florida State	L 16-59	27:59	8:01	7:33	3:33	8:52	
PVAM	W 63-24	26:50	6:28	6:32	7:32	6:18	
USM	L 50-56	30:30	4:23	7:08	7:57	11:02	
at Houston	L 14-59	29:31	8:21	6:13	7:55	7:02	
at UL Lafayette	L 27-49	25:28	5:45	7:19	4:43	7:41	
USA	W 36-18	28:39	6:16	8:44	6:54	6:45	
at Georgia Southern	L 13-37	22:47	7:29	7:26	3:23	4:29	
NMSU	L 21-31	27:31	6:58	7:03	7:47	5:43	
Georgia State	L 19-41	28:39	9:25	6:57	5:15	7:02	
Texas State	Total	247:54	63:06	64:55	54:59	64:54	0:00
	Avg.	27:32	7:00	7:12	6:06	7:12	0:00
Opponents	Total	292:06	71:54	70:05	80:01	70:06	0:00
	Avg.	32:27	7:59	7:47	8:53	7:47	0:00



TEXAS STATE LONG PLAYS

(Over 20 yards; punts over 50 yards; field goals over 40 yards)

TEXAS STATE at Florida State

Yds.	Play	Quarter
57	Lumi Kaba punt	1
54	Lumi Kaba punt	1
26	Tyler Jones run	2
20	Tyler Jones to Chris Nutall pass	2

TEXAS STATE vs. Prairie View A&M

Yds.	Play	Quarter
95	Brandon McDowell punt return	1
65	Tyler Jones to Brandon Smith pass	1
49	Tyler Jones to Jafus Gaines pass	1
34	Tyler Jones to Brandon Smith pass	1
27	Robert Lowe run	2
24	Tyler Jones run	3
22	Tyler Jones to Jafus Gaines pass	2
22	Tyler Jones to Jafus Gaines pass	2
22	Tyler Jones to Demun Mercer pass	2
21	Tyler Jones to Chris Nutall pass	2
20	Connor White to Stedman Mayberry pass	4

TEXAS STATE vs. Southern Miss

Yds.	Play	Quarter
66	Tyler Jones run	3
59	Robert Lowe run	1
54	Tyler Jones run	4
36	Tyler Jones to Demun Mercer pass	4
35	Tyler Jones run	2
32	Tyler Jones to Demun Mercer pass	2

TEXAS STATE at Houston

Yds.	Play	Quarter
32	Tyler Jones to Demun Mercer pass	2
24	Tyler Jones to C.J. Best pass	2

TEXAS STATE at UL Lafayette

Yds.	Play	Quarter
95	Brandon Smith kick-off return	3
60	Lumi Kaba punt	3
53	Lumi Kaba punt	2
39	Tyler Jones to C. J. Best pass	4
37	Tyler Jones to Robert Lowe pass	1
33	Tyler Jones to Tyler Siudzinski	4
31	Tyler Jones run	2

TEXAS STATE vs. South Alabama

Yds.	Play	Quarter
100	McDowell field goal return	2
69	Lumi Kaba punt	3
59	Lumi Kaba punt	1
54	Robert Lowe run	4
34	Robert Lowe run	4
31	Robert Lowe run	3
24	Tyler Jones to Jafus Gaines	2
23	Robert Lowe run	4
21	Tyler Jones run	2
21	Tyler Jones run	2

TEXAS STATE at Georgia Southern

Yds.	Play	Quarter
51	Lumi Kaba punt	1
50	Lumi Kaba punt	1
50	Lumi Kaba punt	3
23	Tyler Jones to Jafus Gaines pass	3
23	Robert Lowe run	2
20	Robert Lowe run	2

TEXAS STATE vs. New Mexico State

Yds.	Play	Quarter
66	Lumi Kaba punt	3
59	Lumi Kaba punt	2
54	Lumi Kaba punt	3
48	Tyler Jones to Ryan Carden pass	2
30	Tyler Jones to Brandon Smith pass	1
23	Tyler Jones to Jafus Gaines pass	4
22	Robert Lowe run	2
21	Tyler Jones to Robert Lowe pass	4

TEXAS STATE vs. Georgia State

Yds.	Play	Quarter
65	Lumi Kaba punt	3
51	Lumi Kaba punt	2
50	Lumi Kaba field goal	1
48	Lumi Kaba field goal	1
29	Tyler Jones to C.J. Best pass	1
27	Tyler Jones to Brandon Smith pass	4
26	Tyler Jones to Ryan Carden pass	4



TEXAS STATE MILESTONE GAMES

100-YARD RUSHING GAMES

Yds.	Player	Att-Yds-TD
248	Robert Lowe vs. USA	30-248-3
160	Tyler Jones vs. USM	18-160-2
104	Robert Lowe vs. PVAM	15-104-2

TWO+ TOUCHDOWN RUNS

TDS	Player	Att-Yds-TD
3	Robert Lowe vs. USA	30-248-3
2	Robert Lowe vs. PVAM	15-104-2
2	Chris Nutall vs. PVAM	15-92-2
2	Tyler Jones vs. USM	18-160-2
2	Tyler Jones vs. NMSU	13-22-2

200-YARD PASSING GAMES

Yds.	Player	Com-Att-Int-TD
310	Tyler Jones vs. USM	31-46-0-3
288	Tyler Jones at Houston	29-44-2-0
287	Tyler Jones vs. NMSU	21-36-2-1
278	Tyler Jones vs. PVAM	12-14-0-3
267	Tyler Jones vs. GSU	29-51-2-1

TWO TOUCHDOWN PASSES

TD's	Player	Comp-Att-Yds
3	Tyler Jones vs. USM	31-46-310
2	Tyler Jones vs. PVAM	12-14-278

100-YARD RECEIVING GAMES

Yds.	Player	Rec-Yds-TD
------	--------	------------

40-YARD FIELD GOALS

Yds.	Player	Opponent
50	Lumi Kaba	vs. Georgia State
48	Lumi Kaba	vs. Georgia State

LONG PUNTS (50+ YARDS)

Yds.	Player	Opponent
69	Lumi Kaba	vs. South Alabama
66	Lumi Kaba	vs. New Mexico State
65	Lumi Kaba	vs. Georgia State
60	Lumi Kaba	at UL Lafayette
59	Lumi Kaba	vs. South Alabama
59	Lumi Kaba	vs. New Mexico State
57	Lumi Kaba	at Florida State
54	Lumi Kaba	at Florida State
54	Lumi Kaba	vs. New Mexico State
53	Lumi Kaba	at UL Lafayette
52	Lumi Kaba	at Georgia Southern
51	Lumi Kaba	at Georgia Southern
51	Lumi Kaba	vs. Georgia State
50	Lumi Kaba	at Georgia Southern
50	Lumi Kaba	at Georgia Southern

10 OR MORE TOTAL TACKLES

No.	Player	Opponent
12	Damani Alexcee	vs. New Mexico State
12	Damani Alexcee	at UL Lafayette
11	Jerrid Jeter-Gilmon	vs. New Mexico State
11	Trey McGowan	vs. Southern Miss

10	Aaron Shaw	at UL Lafayette
10	Damani Alexcee	vs. South Alabama
10	Aaron Shaw	at Georgia Southern
10	Ishmael Davis	at Georgia Southern

SIX OR MORE UNASSISTED TACKLES

No.	Player	Opponent
12	Damani Alexcee	vs. New Mexico State
12	Damani Alexcee	at UL Lafayette
9	Damani Alexcee	vs. South Alabama
9	Aaron Shaw	at UL Lafayette
9	David Mims	vs. Prairie View A&M
8	Jerrid Jeter-Gilmon	vs. New Mexico State
8	Brandon McDowell	vs. New Mexico State
8	David Mims	vs. New Mexico State
8	Aaron Shaw	vs. South Alabama
8	Aaron Shaw	at Georgia Southern
8	Ishmael Davis	at Georgia Southern
8	Jerrid Jeter-Gilmon	at UL Lafayette
7	Trey McGowan	vs. New Mexico State
7	Jerrid Jeter-Gilmon	vs. Georgia State
6	Marcus Dallas	at UL Lafayette
6	Trey McGowan	vs. Southern Miss
6	Stephan Johnson	at Houston
6	Trey McGowan	at Houston
6	Trey McGowan	vs. South Alabama
6	Jerrid Jeter-Gilmon	vs. South Alabama

ONE OR MORE SACKS

No.	Player	Opponent
2.0	Marcus Dallas, Jr.	vs. South Alabama
1.0	David Mims	vs. New Mexico State
1.0	Karee Berry	vs. New Mexico State
1.0	Dondre Elvoid	vs. South Alabama
1.0	Demetrius Woodard	at Florida State
1.0	Stephen Smith	at Florida State
1.0	Damani Alexcee	vs. Prairie View A&M
1.0	Roosevelt Pearson	Prairie View A&M
1.0	Andrew Aneke	Prairie View A&M
1.0	Damani Alexcee	Southern Miss
1.0	Karee Berry	at Houston
1.0	Aaron Shaw	at Georgia Southern



2015 STATISTICS

RECORD	OVERALL	HOME	AWAY	NEUTRAL
ALL GAMES	2-7	2-3	0-3	0-0
CONFERENCE	1-4	1-2	0-2	0-0
NON-CONFERENCE	1-3	1-1	0-3	0-0

SCORING DRIVE SUPERLATIVES

LONGEST TD PLAYS

100	McDowell missed FG return vs. USA
95	McDowell punt return vs. PVAM
95	Smith kick-off return at UL Lafayette
65	Jones to Smith pass vs. PVAM
54	Lowe run vs. USA
54	Jones run vs. USM
37	Jones pass to Lowe at UL Lafayette
35	Jones run vs. USM
32	Jones pass to Mercer vs. USM
31	Jones run at UL Lafayette
23	Jones to Gaines at Ga. Southern
22	Jones to Gaines pass vs. PVAM
21	Jones to Nutall pass vs. PVAM
21	Jones pass to Lowe vs. NMSU
16	Lowe run vs. USA
9	Nutall run vs. PVAM
8	Jones run vs. NMSU
7	Jones run vs. NMSU
7	Nutall run vs. PVAM

MOST YARDS COVERED

95 yards (TD)	vs. USA
90 yards (TD)	at UL Lafayette
85 yards (TD)	at Houston
84 yards (TD)	vs. USM
84 yards (TD)	vs. USA
82 yards (TD)	at Florida State
82 yards (FG)	vs. USM
80 yards (TD)	vs. NMSU
78 yards (TD)	at UL Lafayette
75 yards (TD)	vs. PVAM
75 yards (TD)	vs. GSU
75 yards (TD)	vs. NMSU
75 yards (TD)	at GS
72 yards (TD)	vs. PVAM
72 yards (TD)	vs. PVAM
72 yards (FG)	vs. USM
72 yards (TD)	vs. GSU
69 yards (TD)	vs. USM
68 yards (TD)	at UL Lafayette

FEWEST PLAYS

1 play, 54 yds (TD)	vs. USM
1 play, 65 yds (TD)	vs. PVAM
2 plays, 29 yds (TD)	at Florida State
3 plays, 23 yds (TD)	vs. USM
3 plays, 50 yds (TD)	vs. USA
4 plays, -3 yds (FG)	at GS
4 plays, 31 yds (TD)	vs. PVAM
4 plays, 69 yds (TD)	vs. USM
4 plays, 72 yds (TD)	vs. PVAM
5 plays, 53 yds (TD)	vs. USM
5 plays, 60 yds (TD)	vs. PVAM
5 plays, 61 yds (TD)	vs. PVAM
5 plays, 72 yds (TD)	vs. PVAM
5 plays, 72 yds (FG)	vs. USM
5 plays, 84 yds (TD)	vs. USA
6 plays, 25 yds (FD)	vs. USA
7 plays, 47 yds (TD)	vs. USA
7 plays, 68 yds (TD)	at UL Lafayette
7 plays, 75 yds (TD)	at GS
7 plays, 82 yds (FG)	vs. USM
7 plays, 80 yds (TD)	vs. NMSU

MOST PLAYS

15 plays, 82 yards (TD)	at Florida State
14 plays, 84 yds (TD)	vs. USM
13 plays, 85 yds (TD)	at Houston
12 plays, 56 yds (FG)	at Florida State
12 plays, 95 yds (TD)	vs. USA
11 plays, 78 yds (TD)	at UL Lafayette
11 plays, 59 yds (FG)	at GS
10 plays, 90 yds (TD)	at UL Lafayette
10 plays, 75 yds (TD)	vs. PVAM
10 plays, 66 yds (TD)	vs. PVAM
10 plays, 64 yds (TD)	vs. USM
10 plays, 57 yds (TD)	at Houston
10 plays, 72 yds (TD)	vs. GSU
9 plays, 75 yds (TD)	vs. NMSU
9 plays, 75 yds (TD)	vs. GSU
9 plays, 47 yds (FG)	vs. GSU
8 plays, 58 yds (TD)	vs. NMSU
8 plays, 50 yds (FG)	vs. GSU

MOST TIME ELAPSED

5:24 - 14 plays, 84 yds (TD)	vs. USM
5:21 - 15 plays, 82 yds (TD)	at Florida State
5:01 - 12 plays, 95 yds (TD)	vs. USA
4:28 - 11 plays, 59 yds (FG)	at GS
4:11 - 12 plays, 56 yds (FG)	at Florida State
4:07 - 13 plays, 85 yds (TD)	at Houston
4:06 - 9 plays, 75 yds (TD)	vs. NMSU
3:44 - 10 plays, 57 yds (TD)	at Houston
3:37 - 10 plays, 90 yds (TD)	at UL Lafayette
3:31 - 10 plays, 66 yds (TD)	vs. PVAM
3:31 - 11 plays, 78 yds (TD)	at UL Lafayette
3:28 - 10 plays, 64 yds (TD)	vs. USM
3:15 - 9 plays, 75 yds (TD)	vs. GSU
3:09 - 10 plays, 75 yds (TD)	vs. PVAM
3:02 - 8 plays, 58 yds (TD)	vs. NMSU
2:53 - 7 plays, 82 yds (FG)	vs. USM
2:38 - 7 plays, 47 yds (TD)	vs. USA
2:30 - 7 plays, 80 yds (TD)	vs. NMSU
2:22 - 7 plays, 68 yds (TD)	at UL Lafayette
2:21 - 9 plays, 47 yds (FG)	vs. GSU
2:18 - 7 plays, 75 yds (TD)	at GS
2:18 - 8 plays, 50 yds (FG)	vs. GSU

LEAST TIME ELAPSED

0:09 - 1 play, 65 yds (TD)	vs. PVAM
0:10 - 2 plays, 29 yds (TD)	at Florida State
0:13 - 1 play, 54 yds (TD)	vs. USM
0:27 - 3 plays, 23 yds (TD)	vs. USM
0:42 - 5 plays, 53 yds (TD)	vs. USM
0:49 - 3 plays, 50 yds (TD)	vs. USA
1:08 - 4 plays, 69 yds (TD)	vs. USM
1:10 - 4 plays, -3 yds (FG)	at GS
1:12 - 4 plays, 31 yds (TD)	vs. PVAM
1:24 - 5 plays, 60 yds (TD)	vs. PVAM
1:28 - 5 plays, 72 yds (TD)	vs. PVAM
1:28 - 6 plays, 25 yds (FG)	vs. USA
1:33 - 4 plays, 72 yds (TD)	vs. PVAM
1:36 - 5 plays, 72 yds (FG)	vs. USM
1:42 - 5 plays, 61 yds (TD)	vs. PVAM
1:51 - 5 plays, 84 yds (TD)	vs. USA
2:10 - 10 plays, 72 yds (TD)	vs. GSU
2:18 - 8 plays, 50 yds (FG)	vs. GSU
2:21 - 9 plays, 47 yds (FG)	vs. GSU
2:22 - 7 plays, 68 yds (TD)	at UL Lafayette
2:30 - 7 plays, 80 yds (TD)	vs. NMSU
2:38 - 7 plays, 47 yds (TD)	vs. USA
2:53 - 7 plays, 82 yds (FG)	vs. USM

SCORING DRIVE ANALYSIS

	Texas State		Opponent	
	TD	FG	TD	FG
Negative Yards		1		
0-9 yards			1	
10-19 yards				
20-29 yards	2	1	1	1
30-39 yards	1		3	
40-49 yards	1	1	2	4
50-59 yards	5	3	7	
60-69 yards	7		7	
70-79 yards	8	1	21	1
80-89 yards	5	1	8	2
90-99 yards	2		1	

GAME-OPENING DRIVES

	Texas State				Opponent			
	Plays	Yards	TOP	Result	Plays	Yards	TOP	Result
at Florida State	8	9	3:59	Punt	10	85	4:38	TD
vs. Prairie View A&M	5	72	1:28	TD	5	36	1:56	Fumble
vs. Southern Miss	7	82	2:53	FG	8	75	3:18	TD
at Houston	5	55	1:27	Fumble	5	85	1:49	TD
at UL Lafayette	7	68	2:22	TD	7	43	2:46	Downs
vs. South Alabama	6	21	2:40	Punt	5	20	2:10	Punt
at Georgia Southern	3	9	1:04	Punt	5	72	2:18	TD
vs. New Mexico State	4	15	1:12	Punt	12	75	3:38	TD
vs. Georgia State	9	47	2:21	FG	3	75	1:30	TD

SECOND-HALF OPENING DRIVES

	Texas State				Opponent			
	Plays	Yards	TOP	Result	Plays	Yards	TOP	Result
at Florida State	3	5	1:04	Punt	11	69	5:44	TD
vs. Prairie View A&M	4	72	1:33	TD	9	37	3:19	Missed FG
vs. Southern Miss	3	7	1:46	Punt	5	58	1:07	TD
at Houston	7	21	2:55	INT	6	53	2:19	FG
at UL Lafayette	3	-16	1:29	Punt	3	45	0:58	TD
vs. South Alabama	3	5	1:15	Punt	3	1	1:24	Punt
at Georgia Southern	7	75	2:18	TD	10	75	4:43	TD
vs. New Mexico State	7	15	3:36	Punt	18	89	5:59	TD
vs. Georgia State	6	23	2:59	Punt	3	50	1:03	INT



A PLAYER RUSHED FOR 100-149 YARDS

Texas State: 104, Robert Lowe, vs. Prairie View A&M, 9/12/15
Opponent: 120, Matt Breida, vs. Georgia Southern, 11/8/14

A PLAYER RUSHED FOR 150-199 YARDS

Texas State: 160, Tyler Jones, vs. Southern Miss, 9/19/15
Opponent: 158, Wesley Fields, at Georgia Southern, 10/29/15

A PLAYER RUSHED FOR 200+ YARDS

Texas State: 248, Robert Lowe vs. South Alabama, 10/24/15
Opponent: 207, Larry Rose III, vs. New Mexico State, 11/7/15

A PLAYER RUSHED FOR FOR THREE TOUCHDOWNS

Texas State: 3, Robert Lowe, vs. South Alabama, 10/24/15
Opponent: 4, Jalen Richard, vs. Southern Miss, 9/19/15

A PLAYER CAUGHT 100-149 YARDS RECEIVING

Texas State: 120, C.J. Best, at Georgia State, 11/29/14
Opponent: 113, Penny Hart, vs. Georgia State, 11/14/15

A PLAYER CAUGHT 150+ YARDS RECEIVING

Texas State: 205, Da'Marcus Griggs, vs. Nicholls State, 10/15/10
Opponent: 177, Robert Davis, vs. Georgia State, 11/14/15

A PLAYER CAUGHT THREE TOUCHDOWN PASSES

Texas State: 3, Cameron Luke, at McNeese, 10/11/08
Opponent: 3, Emmanuel Sanders, at SMU, 9/5/08

A PLAYER THREW FOR 300+YARDS

Texas State: 310, Tyler Jones, vs. Southern Miss, 9/19/15
Opponent: 333, Nick Mullins, vs. Southern Miss, 9/19/15

A PLAYER THREW FOR 400+ YARDS

Texas State: 418, Bradley George, at Stephen F. Austin, 10/25/08
Opponent: 471, Nick Arbuckle, vs. Georgia State, 11/14/15

A PLAYER COMPLETED 30 PASSES

Texas State: 31, Tyler Jones, vs. Southern Miss, 9/19/15
Opponent: 32, Nick Arbuckle, at Georgia State, 11/29/14

A PLAYER ATTEMPTED 50 PASSES

Texas State: 51, Tyler Jones vs. Georgia State, 11/14/15
Opponent: 52, Tyler Rodgers at New Mexico State, 11/1/14

A PLAYER THREW FOUR TOUCHDOWN PASSES

Texas State: 4, Tyler Jones, at Illinois, 9/20/14
Opponent: 4, Nick Arbuckle, vs. Georgia State, 11/14/15

A PLAYER MADE A 50+ YARD FIELD GOAL

Texas State: Lumi Kaba, 50 yards, vs. Georgia State, 11/14/15
Opponent: Justin Manton, 51 yards, at UL Monroe, 10/25/14

A PLAYER MADE THREE FIELD GOALS

Texas State: 4, Will Johnson at Georgia State, 11/29/14
Opponent: 3, Younghoe Woo, at Georgia Southern, 10/29/15

A PLAYER BLOCKED A FG ATTEMPT

Texas State: David Mims II, vs. Prairie View A&M, 9/8/13
Opponent: Will Johnson attempt (47 yards) by Sam Houston State, 11/19/11

A PLAYER BLOCKED A PAT ATTEMPT

Texas State: Blake McColloch blocked Nicholls State attempt 10/1/11
Opponent: Romaine Douglas, UL Lafayette, 10/10/15

A PLAYER BLOCKED A PUNT

Texas State: Terrence Franks, at New Mexico State, 11/1/14
Opponent: Kedon Franklin, Northwestern State, 10/23/10

A PLAYER BLOCKED A PUNT FOR A TD

Texas State: Terrence Franks (returned 10 yards) at New Mexico State, 11/1/14
Opponent: Northwestern State (returned 0 yards by Kedon Franklin), 10/23/10

A PLAYER RECORDED 14 OR MORE TACKLES

Texas State: 17, David Mayo, at New Mexico State, 11/1/14
Opponent: 15, Blake Dees, vs. South Alabama, 10/24/15

A PLAYER RECORDED THREE OR MORE SACKS

Texas State: 4.5, Michael Odiari vs. Idaho, 10/4/14
Opponent: 3, Korey Jones, Wyoming, 9/10/11

A PLAYER RETURNED INTERCEPTION FOR TD

Texas State: David Mims (60 yards), at Georgia State, 11/29/14
Opponent: W. Jackson (35 yards), at Houston, 9/26/15

A PLAYER RECORDED TWO+ INTERCEPTIONS IN A GAME

Texas State: 2, Stephan Johnson, vs. Georgia State, 11/14/15
Opponent: 2, Jacob Nwangwa, vs. New Mexico State, 11/7/15

A PLAYER RETURNED A FUMBLE FOR TD

Texas State: Craig Mager (44 yards), at Southern Miss, 8/31/13
Opponent: Christian Ringo (41 yards), vs. UL-Lafayette, 10/14/14

A PLAYER RETURNED A KICKOFF FOR A TD

Texas State: Brandon Smith (95 yards), at UL Lafayette, 10/10/15
Opponent: Jeryl Brazil (100 yards), at UL Lafayette, 10/10/15

A PLAYER RETURNED A PUNT FOR A TD

Texas State: Brandon McDowell (95 yards) vs. Prairie View A&M, 9/12/15
Opponent: Kenny Harrison (79 yards), at UTSA, 11/24/12

A TEAM HAD A 100-YARD RUSHER AND 200-YARD PASSER

Texas State: 160 rushing, Tyler Jones & 310 passing, Tyler Jones, vs. Southern Miss, 9/19/15
Opponent: 207 rushing, Larry Rose III & 297 passing, Nick Jeanty, vs. New Mexico State, 11/7/15

A TEAM HAD A 100-YARD RUSHER AND 100-YARD RECEIVER

Texas State: 146 rushing, Robert Lowe & 120 receiving C.J. Best, at Georgia State, 11/29/14
Opponent: 233 rushing, Jalen Richard & 114 receiving, Casey Martin, vs. Southern Miss, 9/19/15

A TEAM HAD TWO 100-YARD RECEIVERS

Texas State: 188, Mishak Rivas & 139, Cameron Luke at Stephen F. Austin, 10/25/08
Opponent: 177, Robert Davis & 113, Penny Hart vs. Georgia State, 11/14/15

A TEAM HAD TWO 100-YARD RUSHERS

Texas State: 187, Karrington Bush & 182, Alvin Canady vs. Stephen F. Austin, 10/20/07
Opponent: 205, Matt Brieda & 158, Wesley Fields at Georgia Southern, 10/29/15

A TEAM HAD 300+ RUSHING YARDS

Texas State: 319, vs. South Alabama, 10/24/15
Opponent: 503, at Georgia Southern, 10/29/15

A TEAM SCORED 50+ POINTS

Texas State: 50, vs. Southern Miss, 9/19/15
Opponent: 59, at Houston, 9/26/15

A TEAM RECORDED A SHUTOUT

Texas State: vs. UAPB (65-0), 8/30/14
Opponent: by Portland State (16-0), 10/5/02

A TEAM FORCED A SAFETY

Texas State: vs. Southern Miss, 9/19/15 (team safety)
Opponent: at ULM, 10/25/14

A TEAM RECORDED THREE INTERCEPTIONS IN A GAME

Texas State: 3, Xavier Daniels, Justin Iwuji and Germod Williams at Texas Tech, 9/21/13
Opponent: 3, Destry Berry (2) and Dallas Bollema, New Mexico, 10/06/12

A TEAM HELD THE OPPONENT TO UNDER 100 RUSHING YARDS

Texas State: 79 yards allowed vs. Prairie View A&M, 9/12/15
Opponent: 94 yards allowed by UL-Lafayette, 10/14/14

A TEAM HELD AN OPPONENT TO UNDER 100 PASSING YARDS

Texas State: 31, at Georgia Southern, 10/29/15
Opponent: 87, at Georgia Southern, 10/29/15

A TEAM RECORDED 7 OR MORE SACKS

Texas State: 9, vs. Idaho, 10/4/14
Opponent:

A TEAM COMMITTED 0 TURNOVERS

Texas State: vs. Southern Miss, 9/19/15
Opponent: vs. Georgia Southern, 11/8/14



17 DAMANI ALEXCEE

- Recorded first career sack vs. Prairie View A&M
- Tallied a career-high 12 tackles for UL Lafayette to lead the team. All were solo tackles.
- Has had back-to-back double digit tackle games (UL Lafayette and South Alabama)

CAREER STATISTICS

TACKLES	G	UA	A	TOTAL	TFL	YDS	PD	FF	FR	BLKD	QBH
2013	10	10	7	17	0.0	0	0	0	0	0	0
2014	11	18	7	25	0.0	0	2	0	0	0	0
2015	9	56	14	70	3.0	14	3	1	0	0	0
TOTAL	30	84	28	112	3.0	14	5	1	0	0	0

SACKS	G	UA	A	Total	Yds
2013	10	0	0	0.0	0
2014	11	0	0	0.0	0
2015	9	2	0	2.0	12
TOTAL	30	2	0	2.0	12

SINGLE GAME HIGHS

Tackles: 12, 2x, last vs. New Mexico State, Nov. 7, 2015
 Tackles for loss: 2.0, vs. Southern Miss, Sept. 19, 2015
 Sacks: 1.0, 2x, last vs. Southern Miss, Sept. 19, 2015

5 ANDREW ANECKE

CAREER STATISTICS

TACKLES	G	UA	A	TOTAL	TFL	YDS	PD	FF	FR	BLKD	QBH
2015	4	3	0	3	0.0	0	0	0	0	0	0
TOTAL	4	3	0	3	0.0	0	0	0	0	0	0

SACKS	G	UA	A	Total	Yds
2015	4	1	0	1.0	0
TOTAL	4	1	0	1.0	0

SINGLE GAME HIGHS

Tackles: 2, vs. Prairie View A&M, Sept. 12, 2015

7 EASY ANYAMA

- Made his first career start at Florida State.

CAREER STATISTICS

TACKLES	G	UA	A	TOTAL	TFL	YDS	PD	FF	FR	BLKD	QBH
2015	7	11	8	19	0.5	2	1	0	0	0	2
TOTAL	7	11	8	19	0.5	2	1	0	0	0	2

SINGLE GAME HIGHS

Tackles: 5, vs. Prairie View A&M, Sept. 12, 2015
 Tackles for loss: 0.5, vs. Prairie View A&M, Sept. 12, 2015
 Pass breakup: 1, vs. Southern Miss, Sept. 19, 2015

41 JEFF BANKS

- Had first career pass breakup to force three-and-out at Florida State.
- Tipped the pass leading to Texas State's first interception of the season against Georgia State.

CAREER STATISTICS

TACKLES	G	UA	A	TOTAL	TFL	YDS	PD	FF	FR	BLKD	QBH
2013	0	0	0	0	0.0	0	0	0	0	0	0
2014	8	8	6	14	3.5	16	0	0	0	0	2
2015	9	6	3	9	4.0	8	1	0	0	0	0
TOTAL	17	14	9	23	7.5	24	1	0	0	0	2

SACKS	G	UA	A	Total	Yds
2013	0	0	0	0.0	0
2014	8	1	1	1.5	11
2015	9	0	0	0.0	0
TOTAL	17	1	1	1.5	11

SINGLE GAME HIGHS

Tackles: 5, at New Mexico State, Nov. 1, 2014
 Tackles for loss: 1.0, 7x, last vs. Georgia State, Nov. 14, 2015
 Pass breakup: 1, at Florida State, Sept. 5, 2015
 Sacks: 1.0 vs. Arkansas State, Nov. 20, 2014

57 KAREE BERRY

- Had first career fumble recovery against Georgia Southern

CAREER STATISTICS

TACKLES	G	UA	A	TOTAL	TFL	YDS	PD	FF	FR	BLKD	QBH
2014	11	20	7	27	2.5	12	0	0	0	0	0
2015	9	18	14	32	4.5	19	1	0	1	0	1
TOTAL	20	38	21	59	7.0	31	1	0	1	0	1

SACKS	G	UA	A	Total	Yds
2014	11	1	1	1.5	7
2015	9	2	0	2.0	11
TOTAL	20	3	1	3.5	18

SINGLE GAME HIGHS

Tackles: 8, vs. Arkansas State, Nov. 20, 2014
 Sacks: 1.0, 3x, last vs. New Mexico State, Nov. 7, 2015
 Tackles for loss: 2.0, 2x, last vs. New Mexico State, Nov. 7, 2015
 Fumble recoveries: 1, at Georgia Southern, Oct. 29, 2015

9 C.J. BEST

- Finished the 2014 season with two straight 100-yard receiving games, including career-high 120 in season finale against Georgia State.
- Recorded a season-high 74 receiving yards against New Mexico State, leading the team.

CAREER STATISTICS

RUSHING	G	Att	Yds	TD	Lg	Avg/C	Avg/G
2013	2	4	27	0	17	6.8	13.5
2014	12	36	326	1	27	9.1	27.2
2015	9	6	58	0	16	9.7	6.4
TOTAL	23	46	411	1	27	8.9	17.9

RECEIVING	G	Rec	Yds	TD	Lg	Rec/G	Avg/C	Avg/G
2013	2	0	0	0	0	0.0	0.0	0.0
2014	12	37	355	2	70	3.1	9.6	29.6
2015	9	41	391	0	39	4.6	9.5	43.4
TOTAL	23	78	746	2	70	3.4	9.6	32.4

SINGLE GAME HIGHS

Rush Attempts: 6, 2x, last vs Arkansas State, Nov 20, 2014
 Rush Yards: 86 at ULM, Oct. 25, 2014
 Long Run: 27, at ULM, Oct. 25, 2014
 Receptions: 11, at Georgia State, Nov. 29, 2014
 Receiving Yards: 120, at Georgia State, Nov. 29, 2014
 Long reception: 70, vs. Arkansas State, Nov. 20, 2014
 Receiving TDs: 1, 2x, last at Georgia State, Nov. 29, 2014

10 TYLER BLADES

CAREER STATISTICS

TACKLES	G	UA	A	TOTAL	TFL	YDS	PD	FF	FR	BLKD	QBH
2013	2	0	0	0	0.0	0	0	0	0	0	0
2014	2	0	0	0	0.0	0	0	0	0	0	0
2015	3	0	1	1	0.0	0	0	0	0	0	0
TOTAL	7	0	1	1	0.0	0	0	0	0	0	0

SINGLE GAME HIGHS

Tackles: 1, at Florida State, Sept. 5, 2015



14 KWAMANE BOWENS

CAREER STATISTICS

RECEIVING	G	Rec	Yds	TD	Lg	Rec/G	Avg/C	Avg/G
2015	6	1	5	0	5	0.2	5.0	0.8
TOTAL	6	1	5	0	5	0.2	5.0	0.8

KICK RETURNS	G	No.	Yds	TD	Lg	Avg/R	Avg/G
2015	6	1	24	0	24	24.0	4.0
TOTAL	6	1	24	0	24	24.0	4.0

SINGLE GAME HIGHS

Kickoff return yards: 24, vs. Houston, Sept. 26, 2015

29 CAMYRON BROWN

CAREER STATISTICS

TACKLES	G	UA	A	TOTAL	TFL	YDS	PD	FF	FR	BLKD	QBH
2014	0	0	0	0	0.0	0	0	0	0	0	0
2015	9	6	0	6	0.0	0	0	0	0	0	1
TOTAL	9	6	0	6	0.0	0	0	0	0	0	1

SINGLE GAME HIGHS

Tackles: 2, at Georgia Southern, Oct. 29, 2015

84 RYAN CARDEN

CAREER STATISTICS

RECEIVING	G	Rec	Yds	TD	Lg	Rec/G	Avg/C	Avg/G
2013	11	7	70	3	25	0.6	10.0	6.4
2014	10	13	196	1	32	1.3	15.1	19.6
2015	8	25	243	0	48	3.1	9.7	30.4
TOTAL	29	45	509	4	48	1.6	11.3	17.6

SINGLE GAME HIGHS

Receptions: 5, 3x, last vs. Georgia State, Nov. 14, 2015

Receiving yards: 61, vs. Georgia State, Nov. 14, 2015

Receiving TDs: 1, 4x, last vs. Georgia Southern, Nov. 8, 2014

Long reception: 48, vs. New Mexico State, Nov. 7, 2015

21 DONTA CLANTON

CAREER STATISTICS

TACKLES	G	UA	A	Total	TFL	Yds	PD	FF	FR	Blkd	QBH
2014	1	0	0	0	0.0	0	0	0	0	0	0
2015	7	14	3	17	0.0	0	0	0	1	0	0
TOTAL	8	14	3	17	0.0	0	0	0	1	0	0

SINGLE GAME HIGHS

Tackles: 5, at Florida State, Sept. 5, 2015

Fumble recoveries: 1, at Florida State, Sept. 5, 2015

35 DARNELL DAILEY

CAREER STATISTICS

TACKLES	G	UA	A	Total	TFL	Yds	PD	FF	FR	Blkd	QBH
2014	0	0	0	0	0.0	0	0	0	0	0	0
2015	6	5	5	10	1.0	5	0	0	0	0	0
TOTAL	6	5	5	10	1.0	5	0	0	0	0	0

SINGLE GAME HIGHS

Tackles: 4, 2x, last vs. Houston, Sept. 26, 2015

Tackles for loss: 1, vs. Prairie View A&M, Sept. 12, 2015

90 MARCUS DALLAS

• Set a career-high of 2.0 sacks and 2.0 tackles for loss against South Alabama.

CAREER STATISTICS

TACKLES	G	UA	A	Total	TFL	Yds	PD	FF	FR	Blkd	QBH
2013	11	5	0	5	1.0	9	0	0	0	0	1
2014	0	0	0	0	0.0	0	0	0	0	0	0
2015	9	17	5	22	3.0	19	0	0	0	0	0
TOTAL	20	22	5	27	4.0	28	0	0	0	0	1

SACKS

SACKS	G	UA	A	TOTAL	YDS
2013	11	1	0	1.0	9
2014	0	0	0	0.0	0
2015	9	2	0	2.0	18
TOTAL	20	3	0	3.0	27

SINGLE GAME HIGHS

Tackles: 6, 2x, last at Georgia Southern, Oct. 29, 2015

Sacks: 2.0, vs. South Alabama, Oct. 24, 2015

Tackles for loss: 2.0, vs. South Alabama, Oct. 24, 2015

1 ISHMAEL DAVIS

• Made first career start and led Bobcats in tackles against Georgia Southern for the first time.

CAREER STATISTICS

TACKLES	G	UA	A	Total	TFL	Yds	PD	FF	FR	Blkd	QBH
2015	9	20	5	25	1.0	2	0	0	0	0	1
TOTAL	9	20	5	25	1.0	2	0	0	0	0	1

SINGLE GAME HIGHS

Tackles: 10, at Georgia Southern, Oct. 29, 2015

42 MERSHAD DILLON

CAREER STATISTICS

TACKLES	G	UA	A	Total	TFL	Yds	PD	FF	FR	Blkd	QBH
2014	12	9	6	15	2.0	6	2	1	0	0	2
2015	8	10	6	16	2.0	4	0	0	0	0	2
TOTAL	20	19	12	31	4.0	10	2	1	0	0	4

SACKS

SACKS	G	UA	A	Total	Yds
2014	12	1	0	1.0	3
2015	8	0	0	0.0	0
TOTAL	20	1	0	1.0	3

SINGLE GAME HIGHS

Tackles: 3, 5x, last at Georgia Southern, Oct. 29, 2015

TFL: 1.0, 3x, last vs. Southern Miss, Sept. 19, 2015

Sacks: 1.0, at Tulsa, Sept. 27, 2014

Forced Fumbles: 1, vs. UAPB, Aug. 30, 2014

59 DONDRE ELVOID

CAREER STATISTICS

TACKLES	G	UA	A	Total	TFL	Yds	PD	FF	FR	Blkd	QBH
2014	11	2	4	6	0.0	0	0	0	0	0	0
2015	8	6	6	12	2.5	8	0	0	0	0	2
TOTAL	19	8	10	18	2.5	8	0	0	0	0	2

SACKS

SACKS	G	UA	A	Total	Yds
2014	11	0	0	0.0	0
2015	8	0	1	0.5	3
TOTAL	19	0	1	0.5	3

SINGLE GAME HIGHS

Tackles: 4, vs. Prairie View A&M, Sept. 12, 2015

Tackles for loss: 1.0, 2x, last vs. Georgia State, Nov. 14, 2015

Sacks: 1.0, vs. South Alabama, Oct. 25, 2015



8 TERON FITZGERALD

CAREER STATISTICS

TACKLES	G	UA	A	Total	TFL	Yds	PD	FF	FR	Blkd	QBH
2015	8	4	3	7	0.5	1	0	0	0	0	0
TOTAL	8	4	3	7	0.5	1	0	0	0	0	0

SINGLE GAME HIGHS

Tackles: 3, at Houston, Sept. 26, 2015

Tackles for loss: 0.5, vs. Prairie View A&M, Sept. 12, 2015

87 CHRIS FRENCH

• Caught a TD in his FBS debut at Florida State.

CAREER STATISTICS

RECEIVING	G	Rec	Yds	TD	Lg	Rec/G	Avg/C	Avg/G
2015	2	4	24	1	10	2.0	7.0	14.0
TOTAL	2	4	24	1	10	2.0	7.0	14.0

SINGLE GAME HIGHS

Receptions 2, 2x, last vs. Prairie View A&M, Sept. 12, 2015

Receiving Yards: 14, at Florida State, Sept. 5, 2015

TDs: 1, at Florida State, Sept. 5, 2015

80 JAFUS GAINES

• Had four catches for 92 yards vs. Prairie View A&M and a TD.

• Led all TXST receivers with 78 yards against Southern Miss.

• Ranked eighth nationally in kickoff returns, leading the WAC in 2012.

CAREER STATISTICS

RECEIVING	G	Rec	Yds	TD	Lg	Rec/G	Avg/C	Avg/G
2012	12	14	114	0	34	1.2	8.1	9.5
2013	7	4	27	0	10	0.6	6.8	3.9
2014	8	22	289	4	71	2.8	13.1	36.1
2015	9	32	393	2	49	3.6	12.3	43.7
TOTAL	36	72	823	6	71	2.0	11.4	22.9

RUSHING	G	Att	Yds	TD	Lg	Avg/C	Avg/G
2012	12	0	0	0	0	0.0	0.0
2013	7	0	0	0	0	0.0	0.0
2014	8	3	13	0	12	4.3	1.6
2015	9	1	5	0	5	5.0	0.6
TOTAL	36	4	18	0	12	4.5	0.5

KICK RETURNS	G	No.	Yds	TD	Lg	Avg/R	Avg/G
2012	12	28	808	0	65	28.9	67.3
2013	7	1	28	0	28	28.0	4.0
2014	8	1	14	0	14	14.0	1.8
2015	9	6	110	0	23	18.3	12.2
TOTAL	36	36	960	0	65	26.7	26.7

SINGLE GAME HIGHS

Receptions: 8, vs. Southern Miss, Sept. 19, 2015

Receiving yards: 119, UAPB, Aug. 30, 2014 (5 receptions)

Long reception: 71, UAPB, Aug. 30, 2014

Rushes: 2, at New Mexico State, Nov. 1, 2014

Rushing yards: 18, at New Mexico State, Nov. 1, 2014

All-purpose yards: 237, Stephen F. Austin, Sept. 22, 2012

Kick returns: 6, Stephen F. Austin, Sept. 22, 2012

Kick return yards: 237, Stephen F. Austin, Sept. 22, 2012 (6 returns)

Long kick return: 65, Louisiana Tech, Nov. 10, 2012; Stephen F. Austin, Sept. 22, 2012

83 JUSTIN GAMBLE

CAREER STATISTICS

RECEIVING	G	Rec	Yds	TD	Lg	Rec/G	Avg/C	Avg/G
2015	1	1	4	0	4	1.0	4.0	4.0
TOTAL	1	1	4	0	4	1.0	4.0	4.0

SINGLE GAME HIGHS

Receptions: 1, at Florida State, Sept. 5, 2015

Receiving yards: 1, at Florida State, Sept 5 2015

97 CEDRIC GAMBRELL

CAREER STATISTICS

TACKLES	G	UA	A	Total	TFL	Yds	PD	FF	FR	Blkd	QBH
2015	4	3	0	3	0.0	0	0	0	0	0	0
TOTAL	4	3	0	3	0.0	0	0	0	0	0	0

SINGLE GAME HIGHS

Tackles: 3, at UL Lafayette, Oct. 10, 2015

89 RYAN GARREY

CAREER STATISTICS

RECEIVING	G	Rec	Yds	TD	Lg	Rec/G	Avg/C	Avg/G
2013	6	1	5	0	5	0.2	5.0	0.8
2014	12	0	0	0	0	0.0	0.0	0.0
2015	9	9	86	0	18	1.0	9.6	9.6
TOTAL	27	10	91	0	18	0.4	9.1	3.4

SINGLE GAME HIGHS

Receptions: 4, at Houston, Sept. 26, 2015

Receiving yards: 45, at Houston, Sept. 26, 2015

37 TIM GAY

• Playing both offense and defense.

CAREER STATISTICS

RUSHING	G	Att	Yds	TD	Lg	Avg/C	Avg/G
2012	12	27	279	1	75	10.3	23.2
2013	11	9	70	1	35	7.8	6.4
2014	9	6	20	0	7	3.3	2.2
2015	8	0	0	0	0	0.0	0.0
TOTAL	40	42	369	2	75	8.8	9.2

RECEIVING	G	Rec	Yds	TD	Lg	Rec/G	Avg/C	Avg/G
2012	12	2	6	1	4	0.2	3.0	0.5
2013	11	0	0	0	0	0.0	0.0	0.0
2015	8	0	0	0	0	0.0	0.0	0.0
TOTAL	40	2	6	1	4	0.1	3.0	0.2

TACKLES	G	UA	A	Total	TFL	Yds	PD	FF	FR	Blkd	QBH
2012	12	1	0	1	0.0	0	0	0	0	0	0
2013	11	2	1	3	0.0	0	0	0	0	0	0
2014	9	1	0	1	0.0	0	0	0	0	0	0
2015	8	11	6	17	0.0	0	0	1	0	0	0
TOTAL	40	15	7	22	0.0	0	0	1	0	0	0

SINGLE GAME HIGHS

Rush attempts: 6, Texas Tech, Sept. 08, 2012; at Houston, Sept. 1, 2012

Rush yards: 78, New Mexico State, Dec. 1, 2012 (2 carries)

Rush TDs: 1, 2 times, last at Idaho, Nov. 2, 2013

Long rush: 75, New Mexico State, Dec. 1, 2012

Receptions: 1, at UTSA, Nov. 24, 2012; Nevada, Sept. 29, 2012

Receiving yards: 4, at UTSA, Nov. 24, 2012 (1 receptions)

Receiving TDs: 1, Nevada, Sept. 29, 2012

Tackles: 5, at Florida State, Sept. 5, 2015



69 HERBERT GONZALES

• Earned his first start of 2015 against UL Lafayette

CAREER STATISTICS

TACKLES	G	UA	A	Total	TFL	Yds	PD	FF	FR	Blkd	QBH
2014	4	2	0	2	0.0	0	0	0	0	0	0
2015	8	4	8	12	0.0	0	0	0	0	0	0
TOTAL	12	6	8	14	0.0	0	0	0	0	0	0

SINGLE GAME HIGHS

Tackles: 4, 2x, last at Georgia Southern, Oct. 29, 2015

23 CLARENCE GUIDRY, III

CAREER STATISTICS

TACKLES	G	UA	A	Total	TFL	Yds	PD	FF	FR	Blkd	QBH
2015	7	5	0	5	0.0	0	1	0	0	0	0
TOTAL	7	5	0	5	0.0	0	1	0	0	0	0

SINGLE GAME HIGHS

Tackles: 3, at UL Lafayette, Oct. 10, 2015

94 DARIUS HOOD

CAREER STATISTICS

TACKLES	G	UA	A	Total	TFL	Yds	PD	FF	FR	Blkd	QBH
2012	10	6	6	12	0.5	1	0	0	0	0	0
2014	1	2	0	2	1.0	1	0	0	1	0	0
2015	4	2	2	4	0.5	0	0	0	0	0	0
TOTAL	15	10	8	18	2.0	2	0	0	1	0	0

SINGLE GAME HIGHS

Tackles: 4 vs. Louisiana Tech, Nov. 10, 2012

4 JERRID JETER-GILMON

- Had five tackles against Southern Miss after sitting out first two games.
- Made four starts in 2014.
- Recorded a career-high nine tackles against UL Lafayette.
- Led Texas State in tackles against Georgia State with eight.

CAREER STATISTICS

TACKLES	G	UA	A	Total	TFL	Yds	PD	FF	FR	Blkd	QBH
2012	12	23	13	36	2.0	5	1	0	1	0	0
2013	11	10	2	12	3.0	10	1	0	0	0	0
2014	12	17	29	46	3.5	13	1	1	0	0	0
2015	6	37	8	45	1.0	2	0	0	0	0	0
TOTAL	41	87	52	139	9.5	30	3	1	1	0	0

SACKS

SACKS	G	UA	A	TOTAL	YDS
2012	12	0	0	0.0	0
2013	11	0	0	0.0	0
2014	12	1	1	1.5	9
2015	6	0	0	0.0	0
TOTAL	41	1	1	1.5	9

SINGLE GAME HIGHS

Interceptions: 1, at Utah State, Nov. 03, 2012

Long interception return: 4, at Utah State, Nov. 03, 2012

Tackles: 9, 2x, last at UL Lafayette, Oct. 10, 2015 (8-1)

Tackles for loss: 1.0, 5x, last vs. Georgia State, Nov. 14, 2015

Sacks: 1.0, vs Navy, Sept. 13, 2014

Fumbles recovered: 1, at Navy, Nov. 17, 2012

20 STEPHAN JOHNSON

CAREER STATISTICS

TACKLES	G	UA	A	Total	TFL	Yds	PD	FF	FR	Blkd	QBH
2015	9	15	9	24	0.5	1	2	0	0	0	0
TOTAL	9	15	9	24	0.5	1	2	0	0	0	0

SINGLE GAME HIGHS

Tackles: 9, at Houston, Sept. 26, 2015

Interceptions: 2, vs. Georgia State, Nov. 14, 2015

2 TYLER JONES

- Named to Phil Steele 2015 Preseason Second-Team
- Chosen All-SBC Honorable Mention in 2014.
- Earned All-Sun Belt Conference Second-Team honors by College Sports Madness in 2014.
- Finished third in the Sun Belt in Passing TDs with 22 in 2014.
- Ranked third in Sun Belt with efficiency rating of 134.0.
- Became the first quarterback to throw for over 300 yards in consecutive games since 2009 with 302 vs. Georgia Southern and 300 at South Alabama.
- Recorded a career-high in rushing yards (160), total offense (470) and pass completions (31) against Southern Miss on Sept. 19, 2015.

BEST SINGLE SEASON PASS COMPLETION PCT. (minimum 100 attempts)

1.	65.6	Tyler Jones	(246-375-7)	2014
2.	64.5	Shaun Rutherford	(193-299-5)	2012
3.	63.1	Bradley George	(258-409-11)	2009
4.	62.1	Tyler Jones	(100-161-5)	2013
5.	61.3	Ron Jacoby	(111-181-11)	1982
6.	60.9	Spergon Wynn	(173-284-6)	1998
7.	60.4	David Williams	(154-255-11)	1997
8.	60.1	Bradley George	(181-301-6)	2008
9.	59.9	Eric Turner	(88-147-8)	1989
10.	58.7	Barrick Nealy	(84-143-6)	2004

MOST PASSING TDS IN SINGLE SEASON

1.	26	Bradley George	2008
2.	23	Bradley George	2009
3.	22	Tyler Jones	2014
4.	21	Barrick Nealy	2005
	21	Barrick Nealy	2003
7.	18	David Williams	1995
7.	16	Bradley George	2007
8.	15	Shaun Rutherford	2012
10.	14	Mike Miller	1981
	14	Spergon Wynn	1999

MOST PASS COMPLETIONS IN SINGLE SEASON

1.	258	Bradley George	(258-409-11)	2009
2.	246	Tyler Jones	(246-375-7)	2014
3.	240	Barrick Nealy	(240-473-17)	2003
4.	208	Barrick Nealy	(208-363-9)	2005
5.	193	Shaun Rutherford	(193-299-5)	2012
6.	190	Bradley George	(190-334-8)	2007
7.	186	David Williams	(186-348-13)	1995
8.	181	Bradley George	(181-301-6)	2008
9.	174	Tyler Jones	(174-297-8)	2015
10.	173	Spergon Wynn	(173-284-6)	1998

MOST PASSING YARDS IN SINGLE SEASON

1.	3129	Barrick Nealy	(240-473-17)	2003
2.	3121	Bradley George	(258-409-11)	2009
3.	2875	Barrick Nealy	(208-363-9)	2005
4.	2670	Tyler Jones	(246-375-7)	2014
5.	2660	Bradley George	(181-301-6)	2008
6.	2389	David Williams	(186-348-13)	1995
7.	2137	Shaun Rutherford	(193-299-5)	2012
8.	2099	Bradley George	(190-334-8)	2007
9.	1900	Tyler Jones	(174-297-8)	2015
10.	1851	Spergon Wynn	(173-284-6)	1998



HIGHEST PASS EFFICIENCY IN SINGLE SEASON (minimum 100 attempts)

1.	158.9	Bradley George	(181-301-6)	2008
2.	144.7	Shaun Rutherford	(91-156-4)	2011
3.	144.0	Barrick Nealy	(84-143-6)	2004
4.	141.0	Tyler Jones	(246-375-7)	2014
5.	140.4	Bradley George	(258-409-11)	2009

BEST PASS COMPLETION PERCENTAGE IN CAREER (minimum 100 attempts)

1.	62.4	Tyler Jones	(520-833-20)	2013-15
	62.4	Shaun Rutherford	(284-455-9)	2011-12
3.	59.9	Eric Turner	(88-147-8)	1989
4.	59.0	Bradley George	(753-1277-35)	2005-09
5.	58.3	Clint Toon	(102-175-8)	2007-08

MOST PASS COMPLETIONS IN CAREER

1.	753	Bradley George	(753-1277-35)	2005-09
2.	550	David Williams	(550-1018-52)	1994-97
3.	532	Barrick Nealy	(532-979-32)	2003-05
4.	520	Tyler Jones	(520-833-20)	2013-15
5.	334	Spergon Wynn	(334-606-19)	1998-99

MOST PASSING YARDS IN CAREER

1.	9556	Bradley George	(753-1277-35)	2005-09
2.	7206	Barrick Nealy	(532-979-32)	2003-05
3.	6677	David Williams	(550-1018-52)	1994-97
4.	5700	Tyler Jones	(520-833-20)	2013-15
5.	4446	Mike Miller	(243-529-28)	1978-81

MOST TOUCHDOWN PASSES IN CAREER

1.	76	Bradley George	2005-09
2.	52	Barrick Nealy	2003-05
3.	45	David Williams	1994-97
4.	40	Tyler Jones	2013-15
5.	32	Pence Dacus	1951-53

HIGHEST PASS EFFICIENCY IN CAREER (minimum 100 attempts)

1.	140.1	Shaun Rutherford	(284-455-9)	2011-12
2.	136.0	Bradley George	(753-1277-35)	2005-09
3.	135.9	Eric Turner	(88-147-8)	1989
4.	133.2	Bobby McBride	(96-190-9)	1954-55
5.	130.9	Tyler Jones	(520-833-20)	2013-15
6.	127.2	Barrick Nealy	(532-979-32)	2003-05

TYLER JONES CAREER STATISTICS

RUSHING	G	Att	Yds	TD	Lg	Avg/C	Avg/G
2013	8	89	257	0	38	2.9	32.1
2014	12	167	539	6	43	3.2	44.9
2015	9	102	529	8	66	5.2	58.8
TOTAL	29	358	1325	14	66	3.7	45.7

PASSING	G	Att	Cmp	Int	Yds	TD	Lg	Pct	Avg/P	Avg/G	Effic
2013	8	161	100	5	1130	8	67	62.1	7.0	141.2	131.3
2014	12	375	246	7	2670	22	71	65.6	7.1	222.5	141.0
2015	9	297	174	8	1900	10	65	58.6	6.4	211.1	118.0
TOTAL	29	833	520	20	5700	40	71	62.4	6.8	196.6	130.9

SINGLE GAME HIGHS

- Rush attempts: 23, vs. South Alabama, Oct. 26, 2013
- Rush yards: 160, vs. Southern Miss, Sept. 19, 2015
- Long rush: 66, vs. Southern Miss, Sept. 19, 2015
- Rushing TDs: 2, 3x, last vs. New Mexico State, Nov. 7, 2015
- Pass attempts: 46, vs. Southern Miss, Sept. 19, 2015
- Pass completions: 31, vs. Southern Miss, Sept. 19, 2015
- Pass yards: 336, at Illinois, Sept. 20, 2014
- Pass TDs: 4, 2x, last at Illinois, Sept. 20, 2014
- Had intercepted: 2, 2x, last at Houston, Sept. 26, 2015
- Long pass: 71, vs. UAPB, Aug. 30, 2014
- Total offense attempts: 64, vs. Southern Miss, Sept. 19, 2015 (18 rush, 46 pass)
- Total offense yards: 470, vs. Southern Miss, Sept. 19, 2015 (160 rush, 310 passing)

12 LUMI KABA

- Has had 15, 50+ yard punts including a 69-yarder against South Alabama.
- Kaba also has had at least two punts of over 50 yards in the last five games.
- Against Georgia State, had the first 50+ yard field goal of his career and the last one since Will Johnson did it on Dec. 1, 2012 against New Mexico State.
- Ran for 11 yards on a fake punt against Florida State.
- Against South Alabama, he had five punts inside the 20 and two inside the five.

PUNTING

G	No.	Yards	Lg	Avg
2015	9	47	2124	69 45.2
TOTAL	9	47	2124	69 45.2

FIELD GOALS

G	Att	Made	Lg	Pct
2015	9	12	7 50	58.3
TOTAL	9	12	7 50	58.3

RUSHING

G	Att	Yds	TD	Lg	Avg/C	Avg/G
2015	9	1	11	0	11	11.0 1.2
TOTAL	9	1	11	0	11	11.0 1.2

SINGLE GAME HIGHS

- Field goal distance: 50, vs. Georgia State, Nov. 14, 2015
- Longest punt: 69, vs. South Alabama, Oct. 24, 2015

28 ROBERT LOWE

- Has had two, 100+ yard rushing games this season, including a career-high 248 against South Alabama.
- Earned 2014 All-Sun Belt Conference Third-Team honors by College Sports Madness and Phil Steele.
- Named All-SBC Honorable Mention by league coaches and selected media.
- Named SBC Player-of-the-Week after rushing for a career-best 236 yards and tying career-best with four touchdowns against Arkansas State in 2014.

MOST CAREER RUSHING YARDS

1.	4694	Claude Mathis	(882-4694)	1994-97
2.	3205	Kevin Jurgajtis	(634-3205)	1974-77
3.	3193	Karrington Bush	(477-3193)	2006-10
4.	2940	Bronson Sanders	(709-2940)	1998-01
5.	2917	Robert Lowe	(504-2917)	2012-pres.
6.	2909	Josh Brown	(597-2909)	1969-72
7.	2511	Lee Davis	(493-2511)	1999-02
8.	2507	Reggie Rivers	(530-2507)	1987-90
9.	2461	Ricky Sanders	(475-2461)	1980-83
10.	2377	Reece Morrison	(469-2377)	1964-67

MOST CAREER RUSHING TDS

1.	45	Claude Mathis	1994-97
2.	34	Josh Brown	1969-72
3.	33	Mike Miller	1978-81
4.	29	Robert Lowe	2012-pres.
5.	28	Kevin Jurgajtis	1974-77
	28	Lee Davis	1999-02
7.	26	Donnie Williams	1979-81
8.	25	Eric Cobble	1982-85
9.	24	Karrington Bush	2006-10
10.	19	Ricky Sanders	1980-83

MOST CAREER YARDS/RUSH (minimum 100 attempts)

1.	6.91	Todd Scott	(121-836)	1990-91
2.	6.69	Karrington Bush	(477-3193)	2006-10
3.	6.36	Danny Faust	(160-1017)	1990-92
4.	6.03	Stan Zwinggi	(325-1961)	2004-08
5.	5.97	Willard Dearing	(118-704)	1959
6.	5.80	Vaughn Deary	(156-905)	1980-83
7.	5.78	Robert Lowe	(504-2917)	2012-pres.
8.	5.51	Marcus Curry	(240-1322)	2011-12
9.	5.51	Terrell Harris	(283-1558)	2002-04



CAREER STATISTICS

RUSHING	G	Att	Yds	TD	Lg	Avg/C	Avg/G
2012	7	8	76	1	47	9.5	10.9
2013	12	164	945	9	59	5.8	78.8
2014	11	185	1091	12	51	5.9	99.2
2015	9	147	805	7	59	5.5	89.4
TOTAL	39	504	2917	29	59	5.8	74.8

RECEIVING	G	Rec	Yds	TD	Lg	Rec/G	Avg/CAvg/G
2012	7	1	7	0	7	0.1	7.0 1.0
2013	12	19	166	1	23	1.6	8.7 13.8
2014	11	24	207	1	23	2.2	8.6 18.8
2015	9	16	136	3	37	1.8	8.5 15.1
TOTAL	39	60	516	5	37	1.5	8.6 13.2

SINGLE GAME HIGHS

- Points scored: 24, vs. Arkansas State, Nov. 20, 2014

- Touchdowns: 4 vs. Arkansas State, Nov. 20, 2014

- Rush attempts: 30, 2x, last vs. South Alabama, Oct. 24, 2015

- Rush yards: 248, vs. South Alabama, Oct. 24, 2015

- Rush TDs: 4, vs. Arkansas State, Nov. 20, 2014

- Long rush: 59, 2x, last vs. Southern Miss, Sept. 19, 2015

- Receptions: 5, vs. Georgia Southern, Nov. 8, 2014

- Receiving yards: 41, at UL Lafayette, Oct. 10, 2015

- Receiving TDs: 1, 5x, last vs. Georgia State, Nov. 14, 2015

- Long reception: 37, at UL Lafayette, Oct. 10, 2015

26 STEDMAN MAYBERRY

CAREER STATISTICS

RUSHING	G	Att	Yds	TD	Lg	Avg/C	Avg/G
2014	1	12	54	0	12	4.5	54.0
2015	6	14	61	0	15	4.4	10.2
TOTAL	7	26	115	0	15	4.4	16.4

RECEIVING	G	Rec	Yds	TD	Lg	Rec/G	Avg/CAvg/G
2014	1	1	8	0	8	1.0	8.0 8.0
2015	6	5	26	0	20	0.8	5.2 4.3
TOTAL	7	6	34	0	20	0.9	5.7 4.9

SINGLE GAME HIGHS

- Rush attempts: 12, vs. Arkansas-Pine Bluff, Aug. 30, 2014

- Rush yards: 54, vs. Arkansas-Pine Bluff, Aug. 30, 2014

- Long rush: 13, vs. Arkansas-Pine Bluff, Aug. 30, 2014

63 DALLAS McCLARTY

CAREER STATISTICS

TACKLES	G	UA	A	Total	TFL	Yds	PD	FF	FR	Blkd	QBH
2012	0	0	0	0	0.0	0	0	0	0	0	0
2013	5	2	4	6	0.0	0	0	0	0	0	0
2014	12	21	19	40	6.0	20	0	0	0	0	1
2015	7	17	15	32	1.5	5	0	0	1	0	1
TOTAL	24	40	38	78	7.5	25	0	0	1	0	2

SACKS	G	UA	A	Total	Yds
2012	0	0	0	0.0	0
2013	5	0	0	0.0	0
2014	12	3	0	3.0	12
2015	7	0	1	0.5	2
TOTAL	24	3	1	3.5	14

SINGLE GAME HIGHS

- Tackles: 7, at South Alabama, Nov. 15, 2014

- Tackles for loss: 2.0, at New Mexico State, Nov. 1, 2014

- Sacks: 1.0, 3x, last vs. UL Lafayette, Oct. 14, 2014

- Fumble recovery: 1, vs. Prairie View A&M, Sept. 12, 2015

6 BRANDON McDOWELL

- Made first career start at Florida State
- Set the school record with a 95-yard punt return against Prairie View A&M in 2015.
- Against South Alabama, McDowell ran back a missed field goal for a 100-yard touchdown.

CAREER STATISTICS

TACKLES	G	UA	A	Total	TFL	Yds	PD	FF	FR	Blkd	QBH
2013	2	0	0	0	0.0	0	0	0	0	0	0
2014	9	4	1	5	0.0	0	0	0	0	0	0
2015	9	25	7	32	1.5	3	5	0	1	0	0
TOTAL	20	29	8	37	1.5	3	5	0	1	0	0

PUNT RETURNS	G	No.	Yds	TD	Lg	Avg/R	Avg/G
2013	2	0	0	0	0	0.0	0.0
2014	9	4	3	0	6	0.8	0.3
2015	9	9	148	1	95	16.4	16.4
TOTAL	20	13	151	1	95	11.6	7.6

SINGLE GAME HIGHS

- Tackles: 8, vs. New Mexico State, Nov. 7, 2015

- Long punt return: 95, vs. Prairie View A&M, Sept. 12, 2015

- Missed field goal return: 100, vs. South Alabama, Oct. 24, 2015

- Tackle for loss: 1.0, vs. New Mexico State, Nov. 7, 2015

52 TREY MCGOWAN

CAREER STATISTICS

TACKLES	G	UA	A	Total	TFL	Yds	PD	FF	FR	Blkd	QBH
2014	11	45	35	80	2.0	4	3	0	0	0	0
2015	9	35	20	55	0.0	0	0	1	2	0	0
TOTAL	20	80	55	135	2.0	4	3	1	2	0	0

SINGLE GAME HIGHS

- Tackles: 17, at ULM, Oct. 25, 2014

- Tackles for Loss: 1.0, 2x, last vs. Georgia Southern, Nov. 8, 2014

- Fumble recovery: 1, 2x, last at Georgia Southern, Oct. 29, 2015

- Forced fumbles: 1, vs. Southern Miss, Sept. 19, 2015

10 DEMUN MERCER

- Caught a 16-yard touchdown on his first collegiate reception against Arkansas-Pine Bluff.
- Recorded a career-high two receiving touchdowns against Southern Miss in 2015.

CAREER STATISTICS

RECEIVING	G	REC	YDS	TD	LG	REC/G	AVG/CAVG/G
2014	11	9	54	2	16	0.8	6.0 4.9
2015	9	19	235	2	36	2.1	12.4 26.1
TOTAL	20	28	289	4	36	1.4	10.3 14.4

SINGLE GAME HIGHS

- Receptions: 6, at Houston, Sept. 26, 2015

- Receiving yards: 72, vs. Southern Miss, Sept. 19, 2015

- Receiving TDs: 2, vs. Southern Miss, Sept. 19, 2015

- Long reception: 36, vs. Southern Miss, Sept. 19, 2015



22 DAVID MIMS

- 2015 Sun Belt Preseason Defensive Player of the Year.
- Named All-Sun Belt Conference First-Team by the league.
- Returned an interception 60 yards for a touchdown in season finale against Georgia State.
- Ranked second in the Sun Belt and 19th nationally with five interceptions in 2014.
- Recorded all five INTs in the last seven games of the season.

INTERCEPTIONS IN A SINGLE SEASON

1.	9	Lee Lundin	(9-36)	1986
2.	8	Mac Sauls	(8-105)	1965
	8	Adrian Simpson	(8-72)	1983
	8	Don Caldwell	(8-49)	1969
5.	7	David Glasco	(7-63)	1984
	7	Ricky West	(7-32)	1971
7.	6	Mac Sauls	(6-16)	1966
8.	5	13 players; last by David Mims		2014

MOST INTERCEPTION RETURN YARDS IN A SINGLE SEASON

1.	131	Charles Sterling	(4-131)	1985
2.	129	David Mims	(5-129)	2014
3.	120	Paul Phillips	(4-120)	1976
4.	115	Max Sauls	(4-115)	1964
5.	110	Billy Sanders	(5-110)	1952
6.	107	Robbie Robinett	(2-107)	1959
7.	105	Mac Sauls	(8-105)	1965
8.	97	Pence Dacus	(4-97)	1953
9.	95	Ken Huewitt	(3-95)	1982
10.	92	Cyril Friday	(3-92)	1983

CAREER STATISTICS

INTERCEPTIONS	G	No.	Yds	TD	Lg	Avg/R	Avg/G
2012	6	1	32	0	32	32.0	5.3
2013	12	0	0	0	0	0.0	0.0
2014	12	5	129	1	60	25.8	10.8
2015	9	0	0	0	0	0.0	0.0
TOTAL	39	6	161	1	60	26.8	4.1

TACKLES	G	UA	A	Total	TFL	Yds	PD	FF	FR	Blkd	QBH
2012	6	1	1	2	0.0	0	2	0	0	0	0
2013	12	17	2	19	2.0	4	1	0	0	1	0
2014	12	36	12	48	3.5	11	8	0	0	0	0
2015	9	37	6	43	4.0	11	5	0	0	0	0
TOTAL	39	91	21	112	9.5	26	16	0	0	1	0

SINGLE GAME HIGHS

Interceptions: 1, 6x, last at Georgia State, Nov. 29, 2014
 Long interception return: 60, at Georgia State, Nov. 29, 2014
 INT Return TDs: 1, at Georgia State, Nov. 29, 2014
 Tackles: 11, at New Mexico State, Nov. 1, 2014
 Tackles for loss: 1.5, at South Alabama, Nov. 15, 2014
 Pass breakups: 1, 6x, last vs. South Alabama, Oct. 24, 2015

99 RUSMIN NIKOCEVIC

CAREER STATISTICS

TACKLES	G	UA	A	Total	TFL	Yds	PD	FF	FR	Blkd	QBH
2014	10	2	6	8	1.0	0	0	0	0	0	2
2015	9	5	6	11	3.5	15	0	1	0	0	1
TOTAL	19	7	12	19	4.5	15	0	1	0	0	3

SINGLE GAME HIGHS

Tackles: 3, vs. UAPB, Aug. 30, 2014
 Tackles for loss: 2.5, vs. Prairie View A&M, Sept. 12, 2015
 Forced fumbles: 1, at Georgia Southern, Oct. 29, 2015

15 FRED NIXON

CAREER STATISTICS

RUSHING	G	Att	Yds	TD	Lg	Avg/C	Avg/G
2014	2	1	12	0	12	12.0	12.0
TOTAL	2	1	12	0	12	12.0	12.0

SINGLE GAME HIGHS

Rush attempts: 1, vs. UAPB, Aug. 30, 2014
 Rush yards: 12, vs UAPB, Aug. 30, 2014
 Long rush: 12, vs UAPB, Aug. 30, 2014

30 CHRIS NUTALL

CAREER STATISTICS

RUSHING	G	Att	Yds	TD	Lg	Avg/C	Avg/G
2011	6	17	71	1	21	4.2	11.8
2013	11	83	477	6	77	5.7	43.4
2015	5	35	176	4	18	5.0	35.2
TOTAL	22	135	724	11	77	5.4	32.9

RECEIVING	G	Rec	Yds	TD	Lg	Rec/G	Avg/C	Avg/G
2011	6	0	0	0	0	0.0	0.0	0.0
2013	11	5	48	0	25	0.5	9.6	4.4
2015	5	6	86	1	25	1.2	14.3	17.2
TOTAL	22	11	134	1	25	0.5	12.2	6.1

SINGLE GAME HIGHS

Points scored: 12, 3 times, last vs. Georgia State, Oct. 19, 2013
 Touchdowns: 2, 4x last vs. Prairie View A&M, Sept. 12, 2015
 Rush attempts: 11, vs. Wyoming, Sept 28, 2013
 Rush yards: 132, vs Prairie View A&M, Sept 7, 2013
 Touchdowns: 2, 4x last vs. Prairie View A&M, Sept. 12, 2015
 Long rush: 77, vs Prairie View A&M, Sept 7, 2013
 Receptions: 2, vs. Wyoming, Sept 28, 2013
 Receiving yards: 24, vs. Wyoming, Sept 28, 2013
 Receiving TDs: 1, vs. Prairie View A&M, Sept. 12, 2015
 Long reception: 25, 2x, last at Florida State, Sept. 5, at Florida State

24 JAVANTE O'ROY

CAREER STATISTICS

TACKLES	G	UA	A	Total	TFL	Yds	PD	FF	FR	Blkd	QBH
2015	8	12	8	20	1.5	4	1	1	0	0	0
TOTAL	8	12	8	20	1.5	4	1	1	0	0	0

SINGLE GAME HIGHS

Tackles: 4, 2x, last vs. Georgia State, Nov. 14, 2015
 Tackles for loss: 1.0, at Florida State, Sept. 5, 2015
 Forced fumbles: 1, vs. New Mexico State, Nov. 7, 2015

44 ROOSEVELT PEARSON

CAREER STATISTICS

TACKLES	G	UA	A	Total	TFL	Yds	PD	FF	FR	Blkd	QBH
2015	7	6	4	10	2.0	12	0	0	0	0	0
TOTAL	7	6	4	10	2.0	12	0	0	0	0	0

SACKS	G	UA	A	Total	Yds
2015	7	1	0	1.0	11
TOTAL	7	1	0	1.0	11

SINGLE GAME HIGHS

Tackles: 3, at Florida State, Sept. 5, 2015
 Tackles for loss: 1.0, 2x, last vs. New Mexico State, Nov. 7, 2015
 Sacks: 1.0, vs. Prairie View A&M, Sept. 12, 2015



16 JACK RHOADES

- Member of the team's leadership council.
- Has two successful two-point conversion passes this season (Tim Gay vs. PVAM and Robert Lowe vs. USM).

CAREER STATISTICS

RECEIVING	G	Rec	Yds	TD	Lg	Rec/G	Avg/C	Avg/G
2011	2	0	0	0	0	0.0	0.0	0.0
2014	7	1	12	0	12	0.1	12.0	1.7
2015	9	1	5	0	5	0.1	5.0	0.6
TOTAL	18	2	17	0	12	0.1	8.5	0.9

SINGLE GAME HIGHS

Receptions: 1, 2x, last at Florida State, Sept. 5, 2015
 Receiving yards: 12, at Arkansas-Pine Bluff, Aug. 30, 2014

15 DILA ROSEMOND

CAREER STATISTICS

TACKLES	G	UA	A	Total	TFL	Yds	PD	FF	FR	Blkd	QBH
2014	11	14	9	23	1.0	2	0	0	1	0	0
2015	8	19	5	24	1.0	1	0	0	0	0	1
TOTAL	19	33	14	47	2.0	3	0	0	1	0	1

SINGLE GAME HIGHS

Tackles: 9, at South Alabama, Nov. 15, 2014
 Fumbles recovered: 1, at South Alabama, Nov. 15, 2014
 Tackles for loss: 1.0, vs. New Mexico State, Nov. 7, 2015

32 GABE SCHRADER

CAREER STATISTICS

RECEIVING	G	Rec	Yds	TD	Lg	Rec/G	Avg/C	Avg/G
2014	11	0	0	0	0	0.0	0.0	0.0
2015	9	1	11	0	11	0.1	11.0	1.2
TOTAL	20	1	11	0	11	0.1	11.0	0.6

SINGLE GAME HIGHS

Receptions: 1, at Florida State, Sept. 5, 2015
 Receiving yards: 11, at Florida State, Sept. 5, 2015

9 AARON SHAW

CAREER STATISTICS

TACKLES	G	UA	A	Total	TFL	Yds	PD	FF	FR	Blkd	QBH
2014	12	35	9	44	1.5	3	0	1	0	0	1
2015	9	36	8	44	1.0	10	2	1	1	0	0
TOTAL	21	71	17	88	2.5	13	2	2	1	0	1

SINGLE GAME HIGHS

Tackles: 10, 2x, last at Georgia Southern, Oct. 29, 2015
 Forced fumbles: 1, 2x, last at Georgia Southern, Oct. 29, 2015
 Fumble recoveries: 1, at Georgia Southern, Oct. 29, 2015

43 JAMES SHERMAN

- Made his first career field goal attempt at Florida State

FIELD GOALS	G	Att	Made	Lg	Pct
2015	4	1	1	26	100.0
TOTAL	4	1	1	26	100.0

SINGLE GAME HIGHS

Field goals: 1, at Florida State, Sept. 5, 2015
 Longest field goal: 26, at Florida State, Sept. 5, 2015

20 TYLER SIUDZINSKI

- Recorded first-ever rushing touchdown against UL Lafayette.

CAREER STATISTICS

RECEIVING	G	Rec	Yds	TD	Lg	Rec/G	Avg/C	Avg/G
2015	8	1	33	0	33	0.1	33.0	4.1
TOTAL	8	1	33	0	33	0.1	33.0	4.1

RUSHING

G	Att	Yds	TD	Lg	Avg/C	Avg/G
2015	9	13	51	1	12	3.9
TOTAL	9	13	51	1	12	3.9

SINGLE GAME HIGHS

Rush attempts: 3, 2x, last at Georgia Southern, Oct. 29, 2015
 Receiving yards: 33, at UL Lafayette, Oct. 10, 2015

5 BRANDON SMITH

- Caught a 65-yard touchdown vs. Prairie View A&M
- In 2013, became one of 13 players in NCAA history to return two kickoffs for a touchdown in a single game when he recorded returns of 100 and 92 yards at UL Lafayette.
- All three of his kick-off returns are against UL Lafayette, at Cajun Field.

CAREER STATISTICS

RECEIVING	G	Rec	Yds	TD	Lg	Rec/G	Avg/C	Avg/G
2012	11	21	226	2	32	1.9	10.8	20.5
2013	12	22	241	2	70	1.8	11.0	20.1
2014	12	36	414	1	38	3.0	11.5	34.5
2015	9	21	278	1	65	2.3	13.2	30.9
TOTAL	44	100	1159	6	70	2.3	11.6	26.3

KICK RETURNS

G	No.	Yds	TD	Lg	Avg/R	Avg/G
2012	11	0	0	0	0.0	0.0
2013	12	20	598	2	100	29.9
2014	12	19	418	0	51	22.0
2015	9	24	578	1	95	24.1
TOTAL	44	63	1594	3	100	25.3

SINGLE GAME HIGHS

Points scored: 12, at UL Lafayette, Oct. 05, 2013
 Touchdowns: 2, at UL Lafayette, Oct. 05, 2013
 Receptions: 8, vs. Georgia Southern, Nov. 8, 2014
 Receiving yards: 97, vs. Georgia Southern, Nov. 8, 2014 (8 receptions)
 Receiving TDs: 1, 6x, last vs. Prairie View A&M, Sept. 12, 2015
 Long reception: 70, at Troy, Nov. 29, 2013
 All-purpose yards: 178, vs. Prairie View A&M, Sept. 12, 2015
 Long kickoff returns: 100, at UL Lafayette, Oct. 05, 2013
 Kickoff return yards: 211, at UL Lafayette, Oct. 05, 2013
 Kickoff return TDs: 2, at UL Lafayette, Oct. 05, 2013

40 STEPHEN SMITH

CAREER STATISTICS

TACKLES	G	UA	A	Total	TFL	Yds	PD	FF	FR	Blkd	QBH
2013	12	13	3	16	1.0	3	1	0	0	0	0
2014	8	21	14	35	1.0	1	0	0	0	0	0
2015	7	10	7	17	1.5	2	0	0	0	0	0
TOTAL	27	44	24	68	3.5	6	1	0	0	0	0

SACKS

G	UA	A	Total	Yds
2013	12	0	0	0.0
2014	8	1	0	1.0
2015	7	1	0	1.0
TOTAL	27	2	0	2.0

SINGLE GAME HIGHS

Tackles: 9, 2x, last vs. Idaho, Oct. 4, 2014
 Tackles for loss: 1.0, vs. Georgia State, Oct. 19, 2013
 Sacks: 1.0, 2x, last at Florida State, Sept. 5, 2015



53 WILL TREVILLION

CAREER STATISTICS

TACKLES	G	UA	A	Total	TFL	Yds	PD	FF	FR	Blkd	QBH
2013	2	3	0	3	0.0	0	0	0	0	0	0
2014	11	3	6	9	0.0	0	0	0	0	0	0
2015	3	0	1	1	0.0	0	0	0	0	0	0
TOTAL	16	6	7	13	0.0	0	0	0	0	0	0

SINGLE GAME HIGHS

Tackles: 2, 3x, last vs. Idaho, Oct. 4, 2014

12 CONNOR WHITE

CAREER STATISTICS

RUSHING	G	Att	Yds	TD	Lg	Avg/C	Avg/G
2014	6	3	20	0	14	6.7	3.3
2015	4	8	38	0	11	4.8	9.5
TOTAL	10	11	58	0	14	5.3	5.8

PASSING	G	Att	Cmp	Int	Yds	TD	Lg	Pct	Avg/P	Avg/G	Effic
2014	6	5	4	0	41	0	14	80.0	8.2	41.0	148.9
2015	4	32	18	1	137	1	20	56.2	4.3	34.2	96.3
TOTAL	10	37	22	1	178	1	20	59.5	4.8	17.8	103.4

SINGLE GAME HIGHS

Rush attempts: 4, at Houston, Sept. 26, 2015

Rush yards: 26, at Florida State, Sept. 5, 2015

Long rush: 14, vs. UAPB, Aug. 30, 2014

Pass attempts: 17, at Florida State, Sept. 5, 2015

Pass completions: 10, at Florida State, Sept. 5, 2015

Pass yards: 68, at Florida State, Sept. 5, 2015

Long pass: 15, at Florida State, Sept. 5, 2015

Passing TDs: 1, at Florida State, Sept. 5, 2015

1 LAWRENCE WHITE

• 1 of 3 players on the team at 6-7 or taller.

• Had a TD in three straight games last year.

CAREER STATISTICS

RECEIVING	G	Rec	Yds	TD	Lg	Rec/G	Avg/C	Avg/G
2013	9	0	0	0	0	0.0	0.0	0.0
2014	12	8	141	3	46	0.7	17.6	11.8
2015	9	9	81	1	17	1.0	9.0	9.0
TOTAL	30	17	222	4	46	0.6	13.1	7.4

SINGLE GAME HIGHS

Touchdowns: 1, 4x, last vs. Southern Miss, Sept. 19, 2015

Receptions: 4, vs. Georgia Southern, Nov. 8, 2014

Receiving yards: 46, at South Alabama, Nov. 15, 2014

Longest reception: 46, at South Alabama, Nov. 15, 2014

2 DEMETRIUS WOODARD

CAREER STATISTICS

TACKLES	G	UA	A	Total	TFL	Yds	PD	FF	FR	Blkd	QBH
2013	0	0	0	0	0.0	0	0	0	0	0	0
2014	9	9	2	11	1.0	1	0	1	0	0	1
2015	7	8	3	11	1.5	14	0	0	0	0	0
TOTAL	16	17	5	22	2.5	15	0	1	0	0	1

SACKS

SACKS	G	UA	A	Total	Yds
2013	0	0	0	0.0	0
2014	9	0	0	0.0	0
2015	7	1	0	1.0	10
TOTAL	16	1	0	1.0	10

SINGLE GAME HIGHS

Tackles: 7, at Florida State, Sept. 5, 2015

Tackles for loss: 1.5, at Florida State, Sept. 5, 2015

Sacks: 1.0, at Florida State, Sept. 5, 2015